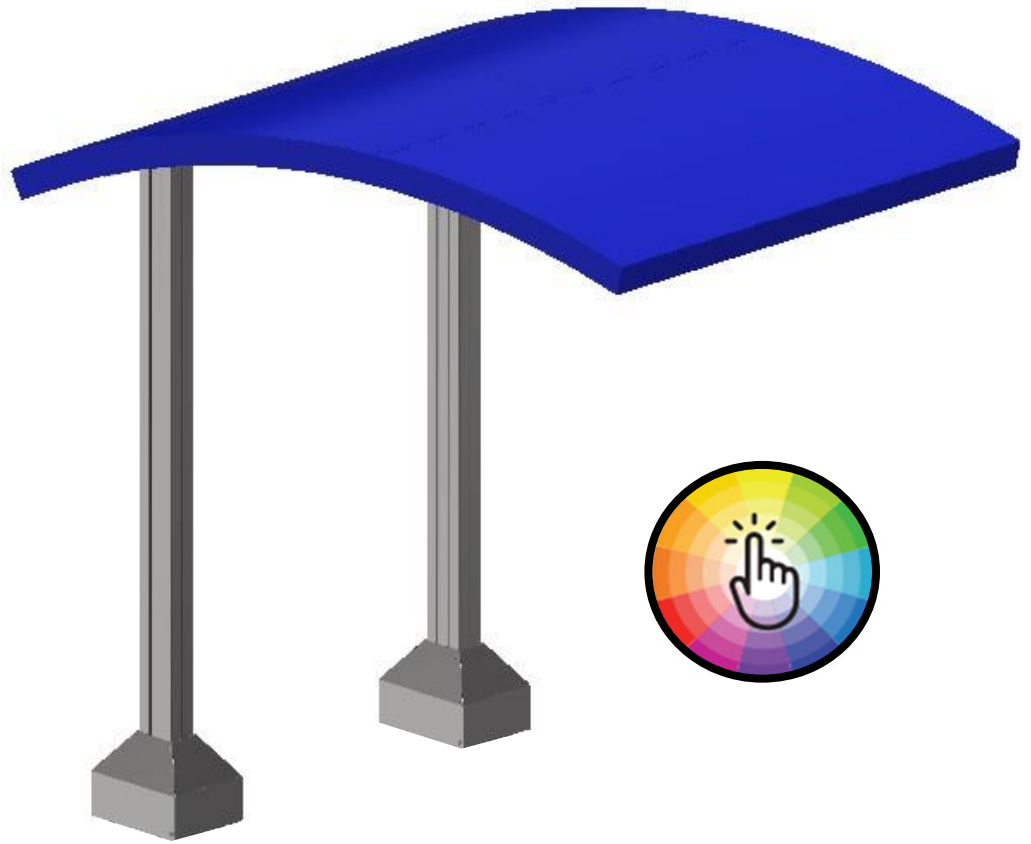



Dual Leg Curved Canopy



Designed here. Built here. Backed here.

TheCarWashBook.com

www.SonnysDirect.com

Sonny's, Sonny's The CarWash Factory and Diamond Shine are registered trademarks of Sonny's Enterprises LLC
Make CarWashing Easy, OneWash, CarWash College and Python are trademarks of Sonny's Enterprises LLC
Profit Pilot, Wash Pilot, Buff-N-Dry, Fusion Wax and Fusion Rain Repel are trademarks of Sonny's Enterprises LLC
Sonny's Tunnel Equipment (and Design) is a trademark of Sonny's Enterprises LLC
Designed here. **Built** here. **Backed** here. is a trademark of Sonny's Enterprises LLC
Mr. Foamer is a trademark of Mr. Foamer LLC
Products mentioned herein are for identification purposes only and may be registered trademarks of their respective companies.
All other brand names, trademarks or registered trademarks are the property of their respective owners.

=====

© 2023 SONNY'S The CarWash Factory®. All Rights Reserved. SonnysDirect.com
This document is confidential and proprietary to SONNY'S and cannot be used, disclosed, or published without prior written consent. Content, prices, and availability subject to change without notice. All brand names, trademarks or registered trademarks are the property of their respective owners.

Manual-O, Dual Leg Curved Canopy – Part # 10014247-K

TABLE OF CONTENTS

READ ALL INSTRUCTIONS PRIOR TO OPERATING	5
IMPORTANT SAFEGUARDS AND WARNINGS	5 - 7
SAFETY FIRST	8
INTRODUCTION	9
DUAL LEG CURVED CANOPY FEATURES	10
CAN REDUCE WATER UTILITY COST – 60% OR MORE	11
UTILITY REQUIREMENTS - VERIFY	11
SAFETY WEAR REQUIRED FOR INSTALLATION	12
TOOLS REQUIRED FOR INSTALLATION	12
QUICK START INSTALLATION MANUAL	12
INSTALLATION AND REPLACEMENT PARTS	13 - 14
INSTALLATION DIMENSIONS – VERIFY	15 -16
INSTALLATION INSTRUCTIONS	17 - 20
MAINTENANCE	21

CONTINUES ON NEXT PAGE




© 2023 SONNY'S The CarWash Factory®. All Rights Reserved. SonnysDirect.com
 This document is confidential and proprietary to SONNY'S and cannot be used, disclosed, or published without prior written consent. Content, prices, and availability subject to change without notice. All brand names, trademarks or registered trademarks are the property of their respective owners.

Manual-O, Dual Leg Curved Canopy – Part # 10014247-K

TABLE OF CONTENTS

WARRANTY	22
Sonny's CarWash College™	23
CUSTOMER SERVICE & TECHNICAL SUPPORT	24
HOW CAN WE HELP YOU?	25
ONLINE PRODUCT MANUALS & TECH BULLETINS	26
FREE NEWSLETTERS AND ALERTS	27
FREE CAR WASH CATALOGS & BOOKS	28
EMERGENCY CONTACTS	28
UNLIMITED WASH CLUB	29
BOOST YOUR SALES	30
WHAT YOU SEE IS WHAT YOU GET	30
CONTROL YOUR PROFITABILITY	31
SECURITY AT YOUR FINGERTIPS	31
GROW YOUR BUSINESS	32
TOTAL SOLUTION	33
THIS IS WHO WE ARE	34

Make CarWashing Easy™



© 2023 SONNY'S The CarWash Factory®. All Rights Reserved.

SonnysDirect.com

This document is confidential and proprietary to SONNY'S and cannot be used, disclosed, or published without prior written consent. Content, prices, and availability subject to change without notice. All brand names, trademarks or registered trademarks are the property of their respective owners.

Manual-O, Dual Leg Curved Canopy – Part # 10014247-K



READ ALL INSTRUCTIONS PRIOR TO OPERATING

- This manual is a comprehensive step-by-step user instruction guide for the **Dual Leg Curved Canopy** and components. To review other manuals go online to SonnysDirect.com under Support Tab.
- Make sure to read, understand and follow all these instructions.
- To address any questions relating to ordering parts, operating the **Dual Leg Curved Canopy**, installation, troubleshooting, maintenance, service or anything else, contact **Sonny's Technical Support Team at 1-800-327-8723**.
- All deviations and alterations from these instructions **MUST** be reported to Sonny's The CarWash Factory®. **Keep this manual in a location where it may be used for ongoing reference.**



IMPORTANT SAFEGUARDS AND WARNINGS

- **WARNING: Do not perform any maintenance or work on equipment unless you first perform Lock-Out Safety Precautions. All electrically powered equipment MUST have manually operated disconnects capable of being locked in the "OFF" position. Equipment that has been "locked out" for any reason must be restarted ONLY by the person who performed the "lock out" operation. These procedures MUST be followed to avoid personal injury, death and/or dismemberment.**
- All parts and components **MUST** be installed by experienced and trained technicians.
- **No** unauthorized personnel should ever be permitted in the wash tunnel or near the equipment at any time.
- Hardhat, safety glasses with side shields, closed steel toe shoes, anti-impact and cut resistant gloves, dust mask, and earplugs if operating power tools, **MUST** be worn.
- When cutting or grinding any metal, safety glasses, earplugs, and dust mask **MUST** be worn.
- **Do NOT** leave a ladder or any other items such as wash down hoses or tools in the wash tunnel while equipment is running. Vehicle damage and injury, including death, can occur.
- **Do NOT** wear loose fitting clothing or jewelry around moving equipment. Do not allow any part of your body or other objects (including ladders, hoses, or tools) to come in contact with moving equipment. Entanglement may result causing injury, death, or dismemberment.
- Always exercise caution when walking (never run) through the wash tunnel as there may be slippery conditions. Be careful so you do not bump into or trip over equipment.

© 2023 SONNY'S The CarWash Factory®. All Rights Reserved.

SonnysDirect.com

This document is confidential and proprietary to SONNY'S and cannot be used, disclosed, or published without prior written consent. Content, prices, and availability subject to change without notice. All brand names, trademarks or registered trademarks are the property of their respective owners.

Manual-O, Dual Leg Curved Canopy – Part # 10014247-K



IMPORTANT SAFEGUARDS AND WARNINGS

- **Electrical connections and repairs MUST ONLY be performed by a Licensed Electrician.**
- **Plumbing connections and repairs MUST ONLY be performed by a Licensed Plumber.**
- When working on any equipment that is higher than your shoulders, always use a fiberglass ladder that is in good condition.
- Use proper lifting technique. Team lifts are required for items over 50 lbs.
- Do **NOT** alter or modify parts in any way and do **NOT** interchange or substitute any components without the authorization of your supervisor and Sonny's The CarWash Factory.
- Do **NOT** install any parts or components into faulty materials.
- All damages and defects **MUST** be reported to both your supervisor and Sonny's The CarWash Factory.
- If there are any malfunctions with the **Dual Leg Curved Canopy**; or if any questions arise regarding the equipment operations, immediately contact your supervisor or Sonny's The CarWash Factory.
- **Only** use approved hardware, parts, and components with the **Dual Leg Curved Canopy** or any other equipment.
- Protect your body parts against sharp corners and edges at all times.
- Keep loose articles of clothing and jewelry away from the removal, installation, or operation of all equipment.
- The personnel installing the **Dual Leg Curved Canopy** are responsible for making sure it works according to the instructions in this manual.
- Always remove ladders, tools, parts, etc, from the wash tunnel when finished.
- All personnel **MUST** be trained in the safe operation of all equipment, wash tunnel operations, safety regulations, emergency shutdown and maintenance practices to avoid any accidents.
- **Only** personnel specifically instructed and trained are permitted to enter the wash tunnel to perform inspections or maintenance. At least two qualified maintenance personnel **MUST** be present when performing equipment repairs or preventive maintenance.
- **IMPORTANT:** Call Technical Support to adjust wash cycle when new equipment is installed.
- **WARNING:** All hydraulic and electrical systems in the wash tunnel equipped with a torque relief or overload should be checked and set to the minimum amount that will allow for proper functionality under normal washing conditions.

© 2023 SONNY'S The CarWash Factory®. All Rights Reserved.

SonnysDirect.com

This document is confidential and proprietary to SONNY'S and cannot be used, disclosed, or published without prior written consent. Content, prices, and availability subject to change without notice. All brand names, trademarks or registered trademarks are the property of their respective owners.

Manual-O, Dual Leg Curved Canopy – Part # 10014247-K



IMPORTANT SAFEGUARDS AND WARNINGS

- **WARNING:** Possible wet floors and slippery conditions! To avoid an accident that might result in personal injury, death or dismemberment, all personnel **MUST** proceed with Caution.
- **WARNING:** Do **NOT** enter the wash tunnel when the equipment is operating. Personal injury, death and/or dismemberment may occur.
- **WARNING:** Make sure the proper Chemistry (Brush Lubrication) is being used in the Car Wash Tunnel to prevent vehicle and/or equipment damage.
- **WARNING:** If the Equipment Installation Dimensions at the time of installation are **NOT** measured correctly, it may result in equipment damage and/or failure. Dimensions **MUST** be verified if equipment is already installed. Contact Sonny's Technical Support Team at 1-800-327-8723 for any Installation questions.
- **WARNING:** All connections and repairs **MUST ONLY** be performed by Licensed Professionals. Perform all trade work in compliance with all applicable local and national codes.
- **WARNING:** Although building codes have been considered in developing all drawings, verification of site-specific conditions and compliance with federal, state, and local building codes is the exclusive responsibility of the customer and/or architect and engineer to verify compliance.
- **WARNING:** Do **NOT** attempt to repair or adjust any pressurized liquid or pneumatic part, hose, pipe, or fitting while that equipment is in operation.
- **WARNING:** Do **NOT** operate any equipment that requires safety covers with those covers removed or improperly installed. Do **NOT** operate any equipment if any component of that equipment is suspected to be defective or malfunctioning.
- **WARNING:** Store all cleaning, washing solutions and oils in a well-ventilated area. Clean up fluid spills immediately to prevent hazardous safety conditions. Be certain to follow all safety procedures on SDS Sheets for each chemical product used.
- **WARNING:** When a piece of equipment must be in operation during inspection or maintenance, one qualified technician must stay at the power disconnect switch while another qualified technician performs the inspection or maintenance.
- **WARNING:** All Equipment **MUST** be given regular maintenance to prevent equipment damage and/or failure that will **VOID** the warranty.
- **WARNING: Emergency "STOP" Buttons MUST** be well marked, and their location and proper use reviewed with all personnel. Any activated "STOP" button must be reset only by the person who activated it. Clear the wash tunnel of any people, ladders, hoses, tools, and other loose items before restarting the equipment. An audible device **MUST** sound to warn people that the equipment is starting.

SAVE THESE INSTRUCTIONS

© 2023 SONNY'S The CarWash Factory®. All Rights Reserved.

SonnysDirect.com

This document is confidential and proprietary to SONNY'S and cannot be used, disclosed, or published without prior written consent. Content, prices, and availability subject to change without notice. All brand names, trademarks or registered trademarks are the property of their respective owners.

Manual-O, Dual Leg Curved Canopy – Part # 10014247-K

SAFETY FIRST

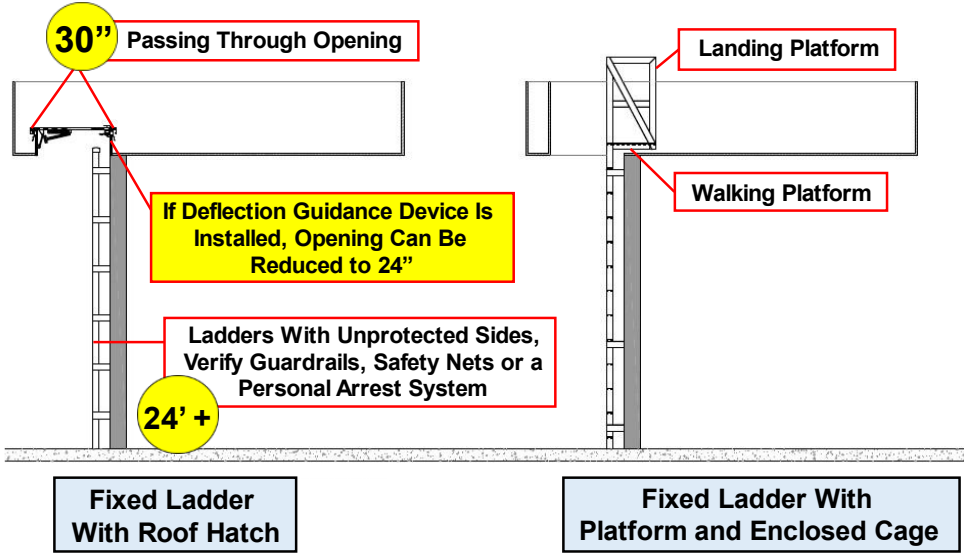
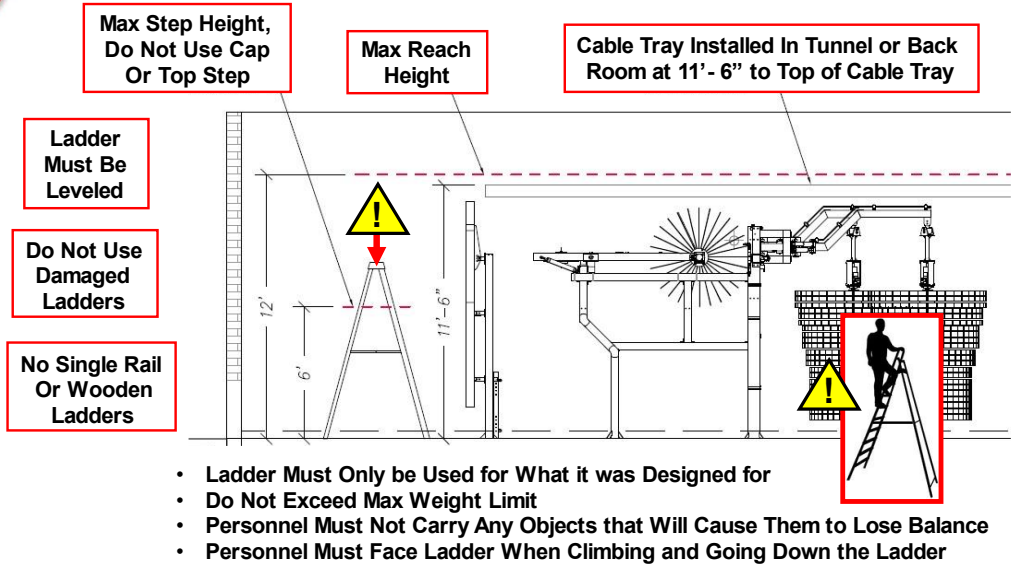
SONNY'S
Lock-Out
Tag-Out

Safety First

Verify Safe Working Conditions

Ladder Safety

SONNY'S
Safety Kit



INTRODUCTION



Make CarWashing Easy

<p>Sonny's CarWash Consulting</p> <p>Consulting</p> <p>INVEST WITH CONFIDENCE</p>	<p>Sonny's CarWash College</p> <p>College</p> <p>MASTER YOUR TRADE</p>	<p>Sonny's CarWash Equipment</p> <p>Equipment</p> <p>WASH MORE CARS</p>	<p>Sonny's CarWash Services</p> <p>Services</p> <p>LEVERAGE LOCAL SUPPORT</p>
<p>Sonny's CarWash Vacuums</p> <p>Vacuums</p> <p>MAXIMIZE CUSTOMER EXPERIENCE</p>	<p>Sonny's CarWash Controls</p> <p>Controls</p> <p>DRIVE BUSINESS FORWARD</p>	<p>Sonny's CarWash Marketing</p> <p>Marketing</p> <p>WIN EVERY CUSTOMER</p>	<p>Sonny's CarWash Signage</p> <p>Signage</p> <p>INCREASE YOUR TICKET</p>
<p>Sonny's CarWash Chemistry</p> <p>Chemistry</p> <p>MAKE CARS SHINE</p>	<p>Sonny's CarWash Backroom</p> <p>Backroom</p> <p>IMPROVE APPLICATIONS EFFICIENCY</p>	<p>Sonny's CarWash Water</p> <p>Water</p> <p>OPTIMIZE EVERY DROP</p>	<p>Sonny's CarWash Parts</p> <p>Parts</p> <p>KEEP ON WASHING</p>


Join Sonny's OneWash and Save

Learn More at:
www.SonnysDirect.com/onewash

© 2023 SONNY'S The CarWash Factory®. All Rights Reserved. SonnysDirect.com
 This document is confidential and proprietary to SONNY'S and cannot be used, disclosed, or published without prior written consent. Content, prices, and availability subject to change without notice. All brand names, trademarks or registered trademarks are the property of their respective owners.

Manual-O, Dual Leg Curved Canopy – Part # 10014247-K

CURVED CANOPY FEATURES

 Engineered with a sleek modern design that is both functional and attention-grabbing. Water cascades down the curved panel away from the driveway and safely behind sensitive equipment.

- **Type:** Pay Station Canopy
- **Material:** All Aluminum
- **Height:** 8'8"
- **Width:** 6'
- **Length:** 9'3"
- **Quadex Legs:** 4" X 6" with matching foot covers
- **Die Cut Signage:** Add excitement to your car wash. Designate lanes, promote monthly plans and much more.
- **Custom Color:** Vibrant powder coated color to complement your brand for years to come.
- **LED Lighting:** Welcome customers day and night with optional bright G&G LED lighting.
- **Easy to Install:** Curved roof can be ladder installed and removed to prevent storm damage.



© 2023 SONNY'S The CarWash Factory®. All Rights Reserved. SonnysDirect.com
 This document is confidential and proprietary to SONNY'S and cannot be used, disclosed, or published without prior written consent. Content, prices, and availability subject to change without notice. All brand names, trademarks or registered trademarks are the property of their respective owners.

Manual-O, Dual Leg Curved Canopy – Part # 10014247-K

UTILITY REQUIREMENTS

Utilities interconnection and the materials required for interconnection to Sonny's equipment are the responsibility of the customer.

⚠ All connections and repairs MUST ONLY be performed by Licensed Professionals. Perform all trade work in compliance with all applicable local and national codes.


Electric - The Customer's Electrician is responsible for

- The Customer's Electrician is responsible for the installation of the optional **6' Bendable Boom Light with Cable**.



⚠ **Technical Disclaimer**

Although building codes have been considered in developing all drawings, verification of site-specific conditions and compliance with federal, state, and local building codes, it is the exclusive responsibility of the customer and/or architect and engineer to verify compliance.



© 2023 SONNY'S The CarWash Factory®. All Rights Reserved. SonnysDirect.com
 This document is confidential and proprietary to SONNY'S and cannot be used, disclosed, or published without prior written consent. Content, prices, and availability subject to change without notice. All brand names, trademarks or registered trademarks are the property of their respective owners.

SAFETY WEAR REQUIRED FOR INSTALLATION

⚠ WARNING: Make sure to follow Local and State Safety Wear Required Regulations to ensure the safety of all personnel. Failure to follow Safety Regulations may result in personal injury, death and/or dismemberment.


TOOLS REQUIRED FOR INSTALLATION

Tools	Tools
Not Included	Not Included
Safety Glasses and Gloves	Impact Gun and Socket Set
Tape Measure	Screwdriver
Standard Combo Wrenches	Wire Cutter
Torque Wrench	Anti-Seize Compound Never•Seez®
2 Ladders	Forklift

QUICK START INSTALLATION MANUAL




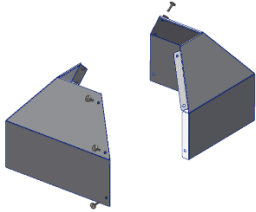

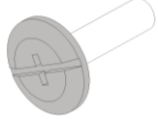
Go online to SonnysDirect.com under Support Tab and look for:

QUICK START MANUAL
Dual Leg Curved Canopy



© 2023 SONNY'S The CarWash Factory®. All Rights Reserved. SonnysDirect.com
 This document is confidential and proprietary to SONNY'S and cannot be used, disclosed, or published without prior written consent. Content, prices, and availability subject to change without notice. All brand names, trademarks or registered trademarks are the property of their respective owners.







INSTALLATION AND REPLACEMENT PARTS

<p style="text-align: center;">1 Each Top, Dual Leg Round Canopy</p>	<p style="text-align: center;">Part Number # N/A</p>	
<p style="text-align: center;">2 Each Leg, Dual Leg Round Canopy</p>	<p style="text-align: center;">Part Number # N/A</p>	
<p style="text-align: center;">2 Each Canopy Post Access Cover PC</p>	<p style="text-align: center;">Part Number # 20019620</p>	
<p style="text-align: center;">4 Each Canopy Foot Cover Half</p>	<p style="text-align: center;">Part Number # 20019225</p>	
<p style="text-align: center;">1 Each Curved Canopy Foot Cover Bolt Kit (6 Bolts per Kit)</p>	<p style="text-align: center;"> Hardware Kit # 10013877</p>	

=====

© 2023 SONNY'S The CarWash Factory®. All Rights Reserved. SonnysDirect.com
 This document is confidential and proprietary to SONNY'S and cannot be used, disclosed, or published without prior written consent. Content, prices, and availability subject to change without notice. All brand names, trademarks or registered trademarks are the property of their respective owners.

INSTALLATION AND REPLACEMENT PARTS

<p>2 Each Hangerlok Clamp #25 3/4" O.D. (Optional)</p>	<p>Part Number # 10014066</p>	
<p>1 Each G & G 6' Bendable Boom Light with Cable (Optional)</p>	<p>Part Number # 40012840</p>	
<p>1 Each Mr. Foamer 58" Wide Clearance Bar (Optional)</p>	<p>Part Number # 20017069</p>	
<p>1 Each Non-Lit Sign (Optional)</p>	<p>Part Number # 20019251</p>	
<p>12 Hex Nuts per Leg 3/4"-10 SS</p> <p>8 Flat Washers per Leg 3/4" SS</p>	<p>Part Number # 10004669 (one)</p> <p>Part Number # 10011104 (one)</p>	
<p>4 L-Hook Anchors per Leg</p>	<p>Part Number # 10013883 (one)</p>	

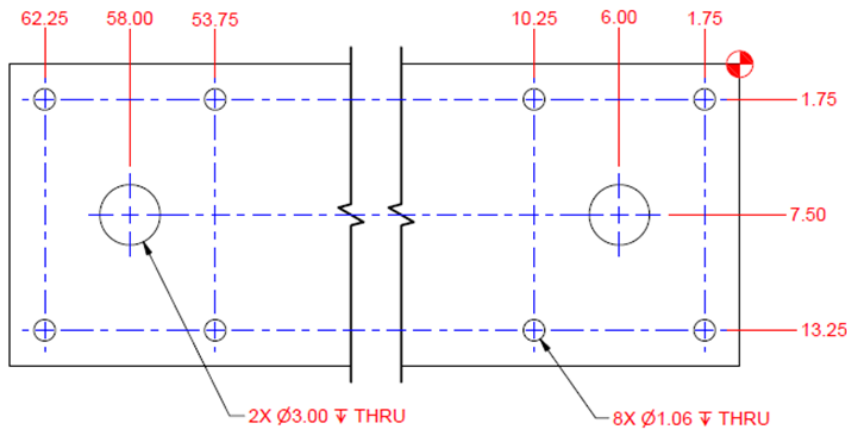
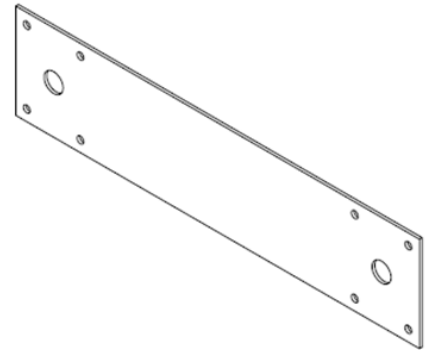
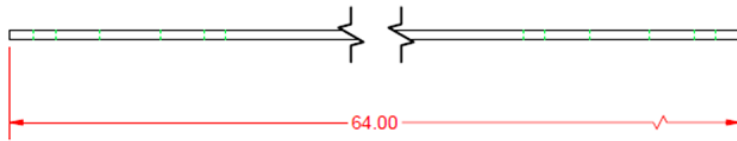
© 2023 SONNY'S The CarWash Factory®. All Rights Reserved. SonnysDirect.com
 This document is confidential and proprietary to SONNY'S and cannot be used, disclosed, or published without prior written consent. Content, prices, and availability subject to change without notice. All brand names, trademarks or registered trademarks are the property of their respective owners.

Manual-O, Dual Leg Curved Canopy – Part # 10014247-K

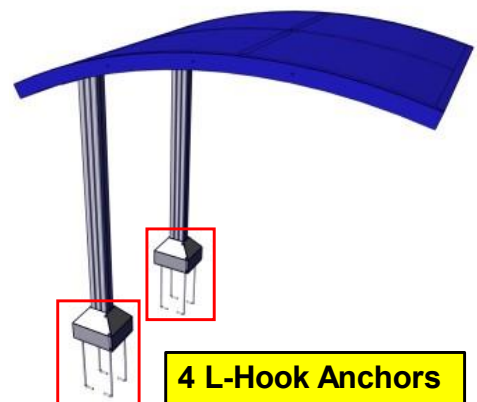
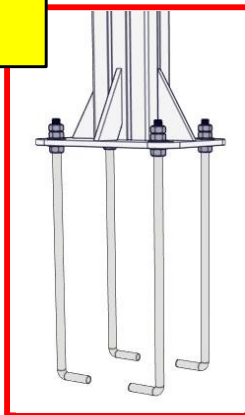
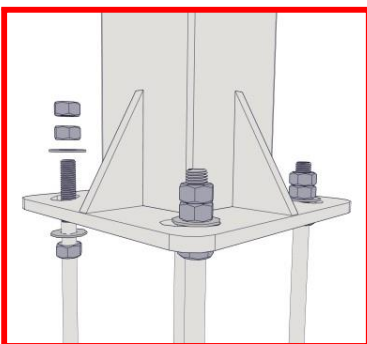
INSTALLATION DIMENSIONS

**For L-Hook Anchor
Installation Use**

**3/4"-10 x 14" Grade 5
Galvanized L-Hook**



**8 L-Hook Anchors 3/4"-10 x 14"
16 Flat Washers 3/4"
24 Nuts 3/4"**

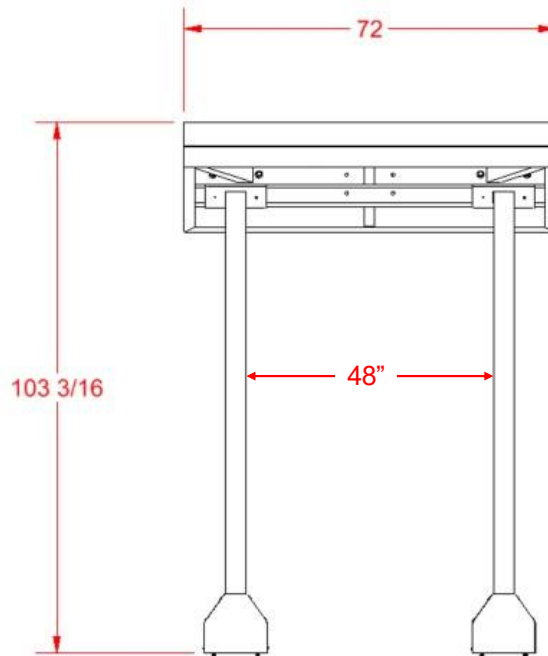
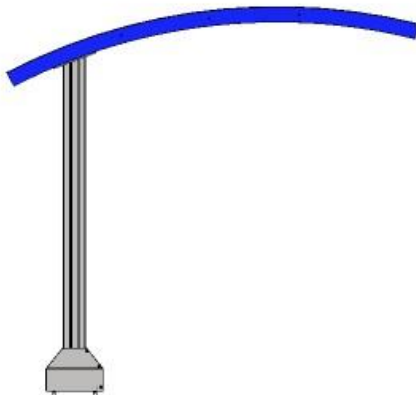
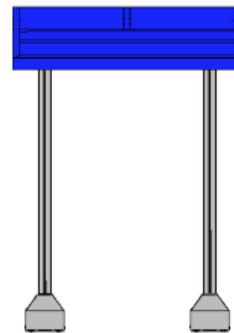
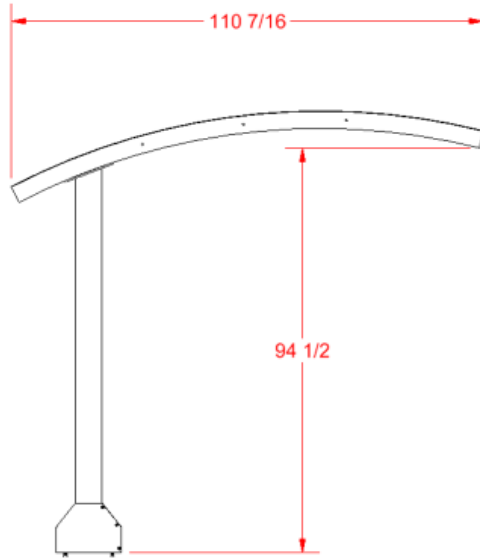


**4 L-Hook Anchors
per Foot Post**

© 2023 SONNY'S The CarWash Factory®. All Rights Reserved. SonnysDirect.com
 This document is confidential and proprietary to SONNY'S and cannot be used, disclosed, or published without prior written consent. Content, prices, and availability subject to change without notice. All brand names, trademarks or registered trademarks are the property of their respective owners.

INSTALLATION DIMENSIONS

! **IMPORTANT:** If the Equipment Installation Dimensions at the time of installation are **NOT** measured correctly, it may result in equipment damage and/or failure.



Sonny's, Sonny's The CarWash Factory and Diamond Shine are registered trademarks of Sonny's Enterprises LLC

Mr. Foamer is a trademark of Mr. Foamer LLC

Products mentioned herein are for identification purposes only and may be registered trademarks of their respective companies. All other brand names, trademarks or registered trademarks are the property of their respective owners.

© 2023 SONNY'S The CarWash Factory®. All Rights Reserved.

SonnysDirect.com

This document is confidential and proprietary to SONNY'S and cannot be used, disclosed, or published without prior written consent. Content, prices, and availability subject to change without notice. All brand names, trademarks or registered trademarks are the property of their respective owners.

Manual-O, Dual Leg Curved Canopy – Part # 10014247-K

INSTALLATION INSTRUCTIONS

⚠ All parts and components **MUST** be installed by experienced and trained technicians. Safety wear is required for ALL personnel.

⚠ **WARNING:** No climbing or standing on top of the Dual Leg Curved Canopy.

Work Force	Check	Installation Time	Check
2 Experienced and Trained Technicians	<input checked="" type="checkbox"/>	2 Hours Without Setbacks	<input checked="" type="checkbox"/>



⚠ **IMPORTANT:** If the Equipment Installation Dimensions at the time of installation are **NOT** measured correctly, it may result in equipment damage and/or failure.



⚠ **DANGER:** If Applicable, Always Shutoff All Power to Conveyor and Tunnel Equipment Before Starting Any Install or Repairs.

© 2023 SONNY'S The CarWash Factory®. All Rights Reserved. SonnysDirect.com
 This document is confidential and proprietary to SONNY'S and cannot be used, disclosed, or published without prior written consent. Content, prices, and availability subject to change without notice. All brand names, trademarks or registered trademarks are the property of their respective owners.

Manual-O, Dual Leg Curved Canopy – Part # 10014247-K

INSTALLATION INSTRUCTIONS

1 Apply Anti-Seize to All L-Hooks

2 Install Legs Onto L-Hooks Anchors In Concrete With High End Facing Desired Shaded Area

3 Make Sure Legs Are Level and Square With A Center-to-Center Distance of 48"

4 Install 3/4" Flat Washers and Two 3/4" Nuts Onto L-Hook Anchors, Level, Square and Hand Tighten Bolts

5 Once Levelled and Squared, Allow Movement In Slots During Canopy Install

© 2023 SONNY'S The CarWash Factory®. All Rights Reserved. SonnysDirect.com
 This document is confidential and proprietary to SONNY'S and cannot be used, disclosed, or published without prior written consent. Content, prices, and availability subject to change without notice. All brand names, trademarks or registered trademarks are the property of their respective owners.

Manual-O, Dual Leg Curved Canopy – Part # 10014247-K

INSTALLATION INSTRUCTIONS

6 Make Sure Canopy is Strapped to Forklift, Then Lower Canopy Onto Foundation Legs

7 HOLD Canopy In Place With Forklift

CAUTION

9 Hold the Canopy in Place with Forklift and Use 2 Ladders to Install Bolt Assemblies On Both Sides; Tighten and Torque to Secure Canopy to Both Legs

5/8" Flat Washer

5/8" Nut

5/8" Flat Washer

Bolt, 5/8"-11

Bolt, 5/8"-11

8 Apply Anti-Seize to All Bolts

CAUTION

© 2023 SONNY'S The CarWash Factory®. All Rights Reserved. SonnysDirect.com
 This document is confidential and proprietary to SONNY'S and cannot be used, disclosed, or published without prior written consent. Content, prices, and availability subject to change without notice. All brand names, trademarks or registered trademarks are the property of their respective owners.

Manual-O, Dual Leg Curved Canopy – Part # 10014247-K

INSTALLATION INSTRUCTIONS

10 Make Sure Canopy Is Levelled

11 Torque All L-Hook Nuts Until Tight. Place Foot Covers Over Base and Insert Sidewalk Bolts

12 Use Screwdriver to Tighten Sidewalk Bolts Into All Foot Covers

13 Measure Distance From the Ground to Clearance Bar and Cut Chains to Place Clearance Bar at the Required Clearance Height

14 Insert S-Hooks Into Chains and Loops On Clearance Bar

Clearance Bar is Optional

© 2023 SONNY'S The CarWash Factory®. All Rights Reserved. SonnysDirect.com
 This document is confidential and proprietary to SONNY'S and cannot be used, disclosed, or published without prior written consent. Content, prices, and availability subject to change without notice. All brand names, trademarks or registered trademarks are the property of their respective owners.

Manual-O, Dual Leg Curved Canopy – Part # 10014247-K

MAINTENANCE

⚠ IMPORTANT: FOR THE FIRST MONTH OF OPERATION CHECK ALL HARDWARE AND FITTINGS FOR TIGHTNESS EACH WEEK!

⚠ WARNING: Make sure the proper Chemistry (Brush Lubrication) is being used in the Car Wash Tunnel to prevent vehicle and equipment damage.



DAILY

1. Inspect signage and equipment.
2. Do **NOT** use a pressure cleaner when cleaning the signs.
3. Remove and repair, or replace, any signage that is broken.
4. Check for proper operation.


WEEKLY

1. Inspect all hardware for tightness.
2. Clean signage as needed with water, mild soap and soft cloth.



WARRANTY

⚠ Always Check Latest Warranty Online: SonnysDirect.com (Support Tab)



**SONNY'S ENTERPRISES, LLC
FACTORY LIMITED LIFETIME WARRANTY**

Equipment manufactured by SONNY'S ENTERPRISES, LLC is warranted to be free from defect in material and workmanship. Welded metal framework and other non-moving, non-wearable fabricated metal components manufactured by SONNY'S are warranted for the life of the equipment to the original purchaser. Fabricated metal wearable surface and moving components manufactured by SONNY'S are warranted for a period of one (1) year to the original purchaser of the equipment. All components assembled to SONNY'S equipment that are manufactured by others will also be warranted by Sonnys for a period of one (1) year.

Exclusions: The following items are excluded from the 1 year warranty: Brushes on tire brush & tire shiners, all cloth and materials including neoglide, microclean, standard cloth, drying material, and Ecofi; chain, roller and all wear items. Other restrictions may apply. All new cloth shipped with new SONNY'S equipment is warranted for a period of one (1) year or 80,000, whichever occurs first. Microclean is warranted for a period of one (1) year or 60,000 carwashes, whichever occurs first.

Wear items include, but are not limited to, shocks, cylinders, bearings, material, brushes, and any other item that requires regular greasing. Lack of required maintenance will result in denial of warranty. Wear items will be covered in the event of failure upon startup.

Blower motors not installed utilizing split bolt connectors will NOT be warranted. Neither labor nor transportation charges are included in this warranty.

This warranty is not assignable or transferable. The warranty period begins the first day following installation or 30 days from the original invoice date, whichever occurs first. The Seller's liability shall be limited to repair or replacement of materials found to be defective within the warranty period. In the event of repair or replacement this limited warranty is noncumulative. The Purchaser must supply the Seller with immediate written notice when any defects are found. The Seller shall have the option of requiring the return of defective material to establish the Purchaser's claim.

This warranty is based upon the Purchaser's reasonable care and maintenance of the warranted equipment. It does not apply to any equipment which has been subject to misuse, including neglect, accident or exposure to harsh chemicals or chemicals that react violently with water, organic acids (e.g. acetic acid), inorganic acids (e.g. hydrofluoric acid), oxidizing agents (e.g. peroxides), and metals (e.g. aluminum). Chemicals corrosive to aluminum alloys, carbon steel, and other metals. Nor does it apply to any equipment which has been installed, repaired or altered by anyone not so authorized by SONNY'S. Further, the equipment must be properly installed with proper accuracy of all specified plumbing, electrical, and mechanical requirements. This warranty does not apply to normal wear and tear or routine maintenance components.

EXCEPT AS EXPRESSLY STATED HEREIN, SONNY'S SHALL NOT BE LIABLE FOR DAMAGES OF ANY KIND IN CONNECTION WITH THE PURCHASE, MAINTENANCE, OR USE OF THIS EQUIPMENT INCLUDING LOSS OF PROFITS AND ALL CLAIMS FOR CONSEQUENTIAL DAMAGES. THE LIMITED WARRANTY EXPRESSED HEREIN IS IN LIEU OF ALL OTHER WARRANTIES EXPRESSED OR IMPLIED. SONNY'S NEITHER ASSUMES NOR AUTHORIZES ANY PERSON TO ASSUME FOR IT ANY OTHER OBLIGATION OR LIABILITY IN CONNECTION HERewith.

=====
© 2023 SONNY'S The CarWash Factory®. All Rights Reserved. SonnysDirect.com
This document is confidential and proprietary to SONNY'S and cannot be used, disclosed, or published without prior written consent. Content, prices, and availability subject to change without notice. All brand names, trademarks or registered trademarks are the property of their respective owners.

Manual-O, Dual Leg Curved Canopy – Part # 10014247-K

Sonny's CarWash College™

Master Your Trade

Comprehensive training to plan, manage, maintain, and grow your business!

SonnysSupport@SonnyDirect.com / Training@SonnyDirect.com



Hands-On Training – www.SonnysDirect.com/class_schedule

- State-of-the-art equipment labs and collaborative learning environments located in Tamarac, FL & Phoenix, AZ. Hands-on experience that's transferable to your wash.



Real Certifications

- Real training with real testing and certification ensures your staff will gain the necessary skills to make a positive impact that drives savings.



Real CarWash Experts

- Our Instructors have washed over 100 million cars and combined have owned, operated, or managed over 200 car wash locations.



Comprehensive Training Materials

- Participants leave with complete documentation of every procedure, technique, and skill they learn—a lifetime worth of car washing experience.



Tech Support
800-327-8723



Online Classes
877-321-2451



Support@DigitalChalk.com

© 2023 SONNY'S The CarWash Factory®. All Rights Reserved.

SonnysDirect.com

This document is confidential and proprietary to SONNY'S and cannot be used, disclosed, or published without prior written consent. Content, prices, and availability subject to change without notice. All brand names, trademarks or registered trademarks are the property of their respective owners.

Manual-O, Dual Leg Curved Canopy – Part # 10014247-K

CUSTOMER SERVICE & TECHNICAL SUPPORT

Need more help?



For questions regarding **installation, operational issues, settings, or servicing of this equipment** please contact **Sonny's Tech Support** or email at

Sonnys-Support@SonnysDirect.com.

To order **replacement parts**, contact **Customer Service**, email us at CustomerService@SonnysDirect.com or visit us on the web at www.SonnysDirect.com.

Toll Free Main Line	800-327-8723	Office: Monday – Friday 8:00 AM – 5:30 PM ET
Fax Number	800-495-4049	
Local Number	954-720-4100	
Customer Service	Option 3	Customer Service: Monday – Friday 8 AM – 8 PM ET
Parts	Option 3	
Equipment Sales	Option 4	
Technical Support	Option 5	

SONNY'S ENTERPRISES INC.
5870 N Hiatus Road
TAMARAC, FLORIDA 33321

Thank you for being a Sonny's car wash equipment owner!

From all of us here at



Designed here. Built here. Backed here.™

=====

© 2023 SONNY'S The CarWash Factory®. All Rights Reserved. SonnysDirect.com
This document is confidential and proprietary to SONNY'S and cannot be used, disclosed, or published without prior written consent. Content, prices, and availability subject to change without notice. All brand names, trademarks or registered trademarks are the property of their respective owners.

Manual-O, Dual Leg Curved Canopy – Part # 10014247-K

HOW CAN WE HELP YOU?




Get answers to the most **frequently asked questions** regarding car wash equipment, improving your operations, attracting customers, investing in a car wash, managing risk at your car wash, instructional videos, and much, much more.




SonnysDirect.com

(under Support tab)



© 2023 SONNY'S The CarWash Factory®. All Rights Reserved. SonnysDirect.com
 This document is confidential and proprietary to SONNY'S and cannot be used, disclosed, or published without prior written consent. Content, prices, and availability subject to change without notice. All brand names, trademarks or registered trademarks are the property of their respective owners.

ONLINE PRODUCT MANUALS & TECH BULLETINS



Scan QR Code Product Manuals	Scan QR Code Technical Bulletins
Backroom Support Equipment	Central Vacuums
Central Vacuum Systems and Components	Friction Washing Components
Chemical Applicators and Components	Pre-Wash
Controls	Control Release Notes
Conveyors and Components	
Drying Components	Architectural Bulletins
Electronic Components	
Friction Wash	Safety Bulletins
High Pressure Systems	
Pre-Wash	
Signage	

© 2023 SONNY'S The CarWash Factory®. All Rights Reserved. SonnysDirect.com
 This document is confidential and proprietary to SONNY'S and cannot be used, disclosed, or published without prior written consent. Content, prices, and availability subject to change without notice. All brand names, trademarks or registered trademarks are the property of their respective owners.

Manual-O, Dual Leg Curved Canopy – Part # 10014247-K

FREE NEWSLETTERS AND ALERTS

JOIN THE FAMILY
SIGN UP to get exclusive content.



Select the Publication You Need to Support the Growth of Your Business

- Tunnel Equipment:** Latest tips to get more customers, reduce operating expenses, and improve customer satisfaction.
- Parts & Supplies:** Get Special Offers on car wash parts and supplies. Industry leading delivery times and the largest inventory in the world!
- Maintenance & Repair:** Receive CarWash College's latest tips to run a more profitable wash.
- Technology, Controls, & Point-of-Sale:** Learn the latest tips and tricks to leverage technology to increase profits and reduce costs.
- Car Wash Marketing:** Ideas to capture, upsell and retain your unfair share of customers both onsite and online. Marketing and signage tips to increase membership and average tickets, decrease churn and improve loyalty.
- Car Wash Chemistry:** Information to help you deliver a clean, dry, and shiny car every time at a cost that makes sense.
- Detailing:** Deals on everything you need to run your professional, and express detailing center.
- Do's & Don'ts:** Tips and Tweaks to keep your Sonny's Equipment at peak performance.
- Water Treatment:** Tactics to optimize every drop of water to reduce utility costs and elevate the cleaning process.

=====


© 2023 SONNY'S The CarWash Factory®. All Rights Reserved. SonnysDirect.com
This document is confidential and proprietary to SONNY'S and cannot be used, disclosed, or published without prior written consent. Content, prices, and availability subject to change without notice. All brand names, trademarks or registered trademarks are the property of their respective owners.
Manual-O, Dual Leg Curved Canopy – Part # 10014247-K

FREE CAR WASH CATALOGS & BOOKS



EMERGENCY CONTACTS

Scan QR Code



Emergency
CarWash Equipment
Tunnel Equipment
CarWash Parts & Supplies
CarWash Controls
CarWash College
CarWash Chemistry
CarWash Signage
Corporate
New Investors

=====

© 2023 SONNY'S The CarWash Factory®. All Rights Reserved. SonnysDirect.com
 This document is confidential and proprietary to SONNY'S and cannot be used, disclosed, or published without prior written consent. Content, prices, and availability subject to change without notice. All brand names, trademarks or registered trademarks are the property of their respective owners.

Manual-O, Dual Leg Curved Canopy – Part # 10014247-K

UNLIMITED WASH CLUB

Details

Join Us



With your **OneWash™** membership, you'll have unlimited access to the industry's only complete suite of car wash business solutions with benefits.



Join Sonny's
OneWash ✓
and Save

- | | |
|---|---|
|   <p>Consulting
Expert guidance to help you go from breaking ground to ground-breaking performance.</p> |   <p>College
Comprehensive hands-on training to plan, manage, maintain and grow your business.</p> |
|   <p>Equipment
Trusted leadership from the world's largest manufacturer of conveyORIZED car wash equipment.</p> |   <p>Services
Local installation, service and support to build and operate your business.</p> |
|   <p>Vacuums
The industry's best-selling central vacuum with professional grade durability to maximize uptime.</p> |   <p>Controls
Complete business management technology to deliver efficiency and profitability across your locations.</p> |
|   <p>Marketing
Marketing consultation, design and campaign management to attract, upsell and retain customers onsite and online.</p> |   <p>Signage
Custom branded signage and lighting to create a value proposition and on-site experience that dominates.</p> |
|   <p>Chemistry
The most convenient and accurate way to deliver a clean, dry and shiny car.</p> |   <p>Backroom
Integrated backroom systems designed to consistently achieve superior performance.</p> |
|   <p>Water
Revolutionary treatment to elevate water quality and reduce waste.</p> |   <p>Parts
12,000 parts in stock for immediate delivery to support your business with inventory for every OEM.</p> |

Learn More at:
www.SonnysDirect.com/onewash

© 2023 SONNY'S The CarWash Factory®. All Rights Reserved. SonnysDirect.com
This document is confidential and proprietary to SONNY'S and cannot be used, disclosed, or published without prior written consent. Content, prices, and availability subject to change without notice. All brand names, trademarks or registered trademarks are the property of their respective owners.

Manual-O, Dual Leg Curved Canopy – Part # 10014247-K

BOOST YOUR SALES

with **SLAM**



WHAT YOU SEE IS WHAT YOU GET

An advertisement for "Sonny's CarWash Signage by Mr. Foamer". The background is dark purple with a car wash structure. The text "Sonny's CarWash Signage" is in white, with "by Mr. Foamer™" in pink. Below that, "INCREASE YOUR TICKET" is written in large, bold, white letters. At the bottom, it says "Custom branded signage and lighting to create a value position and onsite experience that dominates." In the bottom right corner, there is a red pickup truck with a large, colorful sign on its bed that says "MONSTER GUARD" and features cartoon monster characters.



© 2023 SONNY'S The CarWash Factory®. All Rights Reserved. SonnysDirect.com
This document is confidential and proprietary to SONNY'S and cannot be used, disclosed, or published without prior written consent. Content, prices, and availability subject to change without notice. All brand names, trademarks or registered trademarks are the property of their respective owners.

Manual-O, Dual Leg Curved Canopy – Part # 10014247-K

CONTROL YOUR PROFITABILITY



Sonny's Point-of-Sale & Back-Office Management System

Engineered with state-of-the-art technologies and designed exclusively for the car wash industry with input from experienced real-world operators. This high-performance car wash point-of-sale (POS) computer system comes complete with features designed to help you maximize your site's profitability, including cash flow management, employee scheduling, VIP club membership programs, house / fleet accounts, online shopping, E-Commerce, and more!

Increase Uptime, Revenue, and Customer Loyalty While Reducing Operating Costs.

SECURITY AT YOUR FINGERTIPS



Compliant Car Wash Video Security Systems

Eyeson Digital Surveillance & Management Systems provides your car wash end-to-end real-time surveillance and monitoring of the entire perimeter of your property including the tunnel, building access points, vacuum stations and employee work areas.

Each system is custom-designed specifically for your car wash security needs and available 24/7/365 live monitoring gives you peace of mind from false damage and accident claims, or cash loss resulting from theft or shrinkage.

Eyeson delivers more, much more. Imagine being able to search by license plate to find all footage of a car on your property or identifying an intruder on your property at 2am looking to steal copper being questioned by a live person via a 2-way speaker that can send the police. These are the options available that let you focus on what really matters—growing your business!

© 2023 SONNY'S The CarWash Factory®. All Rights Reserved. SonnyDirect.com
 This document is confidential and proprietary to SONNY'S and cannot be used, disclosed, or published without prior written consent. Content, prices, and availability subject to change without notice. All brand names, trademarks or registered trademarks are the property of their respective owners.

Manual-O, Dual Leg Curved Canopy – Part # 10014247-K

GROW YOUR BUSINESS



Why Choose Car Wash Buildings' Pre-Manufactured Car Wash?

Car Wash Buildings' complete package is designed to provide you with a world-class express exterior car wash structure that dazzles your customers and eclipses your competition without the high cost and lead times associated with traditional building construction.

Unique Light Wall

Forget the signs that drivers are mentally trained to ignore, now you can turn your entire building into a 24/7 marketing tool that draws in passing traffic. The light wall is visible through the glass walls and can be programmed for different color schemes to match your branding, or even seasonal advertising. Imagine turning your car wash green and red for Christmas, or red, white and blue for the 4th of July – even pink in October for breast cancer awareness month!

Your entire order should be available within **8-12 weeks** after you give us authorization to begin production.



Designed here. Built here. Backed here.™

Interested
Scan QR Code

TOTAL SOLUTION

 <p>Consulting</p>  <p>Invest With Confidence</p>	 <p>College</p>  <p>Master Your Trade</p>	 <p>Equipment</p>  <p>Wash More Cars</p>
 <p>Controls</p>  <p>Drive Business Forward</p>	 <p>Backroom</p>  <p>Unlock Operational Efficiency</p>	 <p>Chemistry</p>  <p>Make Cars Shine</p>
 <p>Water</p>  <p>Optimize Every Drop</p>	 <p>Vacuums</p>  <p>Maximize Customer Experience</p>	 <p>Marketing</p>  <p>Win Every Customer</p>
 <p>Signage</p>  <p>Increase Your Ticket</p>	 <p>Services</p>  <p>Leverage Local Support</p>	 <p>Parts</p>  <p>Keep On Washing</p>

© 2023 SONNY'S The CarWash Factory®. All Rights Reserved. SonnysDirect.com
 This document is confidential and proprietary to SONNY'S and cannot be used, disclosed, or published without prior written consent. Content, prices, and availability subject to change without notice. All brand names, trademarks or registered trademarks are the property of their respective owners.

Manual-O, Dual Leg Curved Canopy – Part # 10014247-K



Designed here. Built here. Backed here.™



Make CarWashing Easy™

