

Owner's Manual

Chemical Concierge Full Assembly

Register Your
Warranty
Scan QR Code



This is a Chemical Concierge Full Assembly, with different mounting options. Refer to your own configuration for mounting preferences.



Sonny's and Sonny's The CarWash Factory are Registered trademarks of Sonny's Enterprises LLC
Make CarWashing Easy and OneWash are trademarks of Sonny's Enterprises LLC
Designed here. **Built** here. **Backed** here. is a trademark of Sonny's Enterprises LLC
Products mentioned herein are for identification purposes only and may be registered trademarks of their respective companies.
All other brand names, trademarks or registered trademarks are the property of their respective owners.

© 2021 SONNY'S The CarWash Factory®. All Rights Reserved.

SonnysDirect.com

*This document is confidential and proprietary to SONNY'S and cannot be used, disclosed, or published without prior written consent.
Content, prices, and availability subject to change without notice*

TABLE OF CONTENTS

READ ALL INSTRUCTIONS PRIOR TO OPERATING	4
IMPORTANT SAFEGUARDS AND WARNINGS	4 - 6
INTRODUCTION	7
UTILITY REQUIREMENTS	8
SAFETY WEAR REQUIRED FOR INSTALLATION	9
TOOLS REQUIRED FOR INSTALLATION	9
INSTALLATION AND REPLACEMENT PARTS	10
PART CONFIGURATION OPTIONS	11 - 12
CONFIGURATION OPTIONS	13
MOUNT PUMP TO WATER MANIFOLD ASSEMBLY	14
AIR MANIFOLD ASSEMBLY	15
Sonny's CarWash College	16
CUSTOMER SERVICE & TECHNICAL SUPPORT	17
FREQUENTLY ASKED QUESTIONS	18
WARRANTY	19
REGISTER YOUR WARRANTY ONLINE	19
YOUR BUSINESS IS IMPORTANT TO US	20
ONLINE PRODUCT MANUALS & TECH BULLETINS	21
FREE NEWSLETTERS AND ALERTS	22
FREE CAR WASH CATALOGS & BOOKS	23
EMERGENCY CONTACTS	23
UNLIMITED WASH CLUB	24
GROW YOUR BUSINESS	25

Make CarWashing Easy™



READ ALL INSTRUCTIONS PRIOR TO OPERATING

- This manual is a comprehensive step-by-step user instruction guide for the **Chemical Concierge Full Assembly**. To review other manuals go online to SonnyDirect.com under Support Tab.
- Make sure to read, understand and follow all these instructions.
- To address any questions relating to ordering parts, operating the **Chemical Concierge Full Assembly**, installation, troubleshooting, maintenance, service or anything else, contact **Sonny's Technical Support Team at 1-800-327-8723, Ext: 234.**
- All deviations and alterations from these instructions **MUST** be reported to Sonny's The CarWash Factory®. **Keep this manual in a location where it may be used for ongoing reference.**



IMPORTANT SAFEGUARDS AND WARNINGS

- **WARNING: Do not perform any maintenance or work on equipment unless you first perform Lock-Out Safety Precautions. All electrically powered equipment MUST have manually operated disconnects capable of being locked in the "OFF" position. Equipment that has been "locked out" for any reason must be restarted ONLY by the person who performed the "lock out" operation. These procedures MUST be followed to avoid personal injury, death and/or dismemberment.**
- All parts and components **MUST** be installed by experienced and trained technicians.
- **No** unauthorized personnel should ever be permitted in the wash tunnel or near the equipment at any time.
- Hardhat, safety glasses with side shields, closed steel toe shoes, anti-impact and cut resistant gloves, dust mask, and earplugs if operating power tools, **MUST** be worn.
- When cutting or grinding any metal, safety glasses, earplugs, and dust mask **MUST** be worn.
- **Do NOT leave a ladder or any other items such as wash down hoses or tools in the wash tunnel while equipment is running. Vehicle damage and injury, including death, can occur.**
- **Do NOT wear loose fitting clothing or jewelry around moving equipment. Do not allow any part of your body or other objects (including ladders, hoses, or tools) to come in contact with moving equipment. Entanglement may result causing injury, death, or dismemberment.**
- Always exercise caution when walking (never run) through the wash tunnel as there may be slippery conditions. Be careful so you do not bump into or trip over equipment.



IMPORTANT SAFEGUARDS AND WARNINGS

- **Electrical connections and repairs MUST ONLY be performed by a Licensed Electrician.**
- **Plumbing connections and repairs MUST ONLY be performed by a Licensed Plumber.**
- When working on any equipment that is higher than your shoulders, always use a fiberglass ladder that is in good condition.
- Use proper lifting technique. Team lifts are required for items over 50 lbs.
- Do **NOT** alter or modify parts in any way and do **NOT** interchange or substitute any components without the authorization of your supervisor and Sonny's The CarWash Factory.
- Do **NOT** install any parts or components into faulty materials.
- All damages and defects **MUST** be reported to both your supervisor and Sonny's The CarWash Factory.
- If there are any malfunctions with the **Chemical Concierge Full Assembly**; or if any questions arise regarding the equipment operations, immediately contact your supervisor or Sonny's The CarWash Factory.
- **Only** use approved hardware, parts, and components with the **Chemical Concierge Full Assembly** or any other equipment.
- Protect your body parts against sharp corners and edges at all times.
- Keep loose articles of clothing and jewelry away from the removal, installation, or operation of all equipment.
- The personnel installing the **Chemical Concierge Full Assembly** are responsible for making sure it works according to the instructions in this manual.
- Always remove ladders, tools, parts, etc, from the wash tunnel when finished.
- All personnel **MUST** be trained in the safe operation of all equipment, wash tunnel operations, safety regulations, emergency shutdown and maintenance practices to avoid any accidents.
- **Only** personnel specifically instructed and trained are permitted to enter the wash tunnel to perform inspections or maintenance. At least two qualified maintenance personnel **MUST** be present when performing equipment repairs or preventive maintenance.
- **IMPORTANT:** Call Technical Support to adjust wash cycle when new equipment is installed.
- **WARNING:** All hydraulic and electrical systems in the wash tunnel equipped with a torque relief or overload should be checked and set to the minimum amount that will allow for proper functionality under normal washing conditions.



IMPORTANT SAFEGUARDS AND WARNINGS

- **WARNING**: Possible wet floors and slippery conditions! To avoid an accident that might result in personal injury, death or dismemberment, all personnel **MUST** proceed with Caution.
- **WARNING**: Do **NOT** enter the wash tunnel when the equipment is operating. Personal injury, death and/or dismemberment may occur.
- **WARNING**: Make sure the proper Chemistry (Brush Lubrication) is being used in the Car Wash Tunnel to prevent vehicle and/or equipment damage.
- **WARNING**: If the Equipment Installation Dimensions at the time of installation are **NOT** measured correctly, it may result in equipment damage and/or failure. Dimensions **MUST** be verified if equipment is already installed. Contact Sonny's Technical Support Team at 1-800-327-8723, Ext: 234 for any Installation questions.
- **WARNING**: All connections and repairs **MUST ONLY** be performed by Licensed Professionals. Perform all trade work in compliance with all applicable local and national codes.
- **WARNING**: Although building codes have been considered in developing all drawings, verification of site-specific conditions and compliance with federal, state, and local building codes is the exclusive responsibility of the customer and/or architect and engineer to verify compliance.
- **WARNING**: Do **NOT** attempt to repair or adjust any pressurized liquid or pneumatic part, hose, pipe, or fitting while that equipment is in operation.
- **WARNING**: Do **NOT** operate any equipment that requires safety covers with those covers removed or improperly installed. Do **NOT** operate any equipment if any component of that equipment is suspected to be defective or malfunctioning.
- **WARNING**: Store all cleaning, washing solutions and oils in a well-ventilated area. Clean up fluid spills immediately to prevent hazardous safety conditions. Be certain to follow all safety procedures on SDS Sheets for each chemical product used.
- **WARNING**: When a piece of equipment must be in operation during inspection or maintenance, one qualified technician must stay at the power disconnect switch while another qualified technician performs the inspection or maintenance.
- **WARNING**: All Equipment **MUST** be given regular maintenance to prevent equipment damage and/or failure that will **VOID** the warranty.

SAVE THESE INSTRUCTIONS

INTRODUCTION

Make CarWashing Easy

<p>Consulting</p> <p>INVEST WITH CONFIDENCE</p>	<p>College</p> <p>MASTER YOUR TRADE</p>	<p>Equipment</p> <p>WASH MORE CARS</p>	<p>Services</p> <p>LEVERAGE LOCAL SUPPORT</p>
<p>Vacuums</p> <p>MAXIMIZE CUSTOMER EXPERIENCE</p>	<p>Controls</p> <p>DRIVE BUSINESS FORWARD</p>	<p>Marketing</p> <p>WIN EVERY CUSTOMER</p>	<p>Signage</p> <p>INCREASE YOUR TICKET</p>
<p>Chemistry</p> <p>MAKE CARS SHINE</p>	<p>Backroom</p> <p>IMPROVE APPLICATIONS EFFICIENCY</p>	<p>Water</p> <p>OPTIMIZE EVERY DROP</p>	<p>Parts</p> <p>KEEP ON WASHING</p>

Join Sonny's OneWash and Save

 Learn More at: www.SonnysDirect.com/onewash

UTILITY REQUIREMENTS

Utilities interconnection and the materials required for interconnection to Sonny's equipment are the responsibility of the customer.



All connections and repairs MUST ONLY be performed by Licensed Professionals. Perform all trade work in compliance with all applicable local and national codes.

Water - The Customer's Plumber is responsible for:

- The Customer's Plumber is to provide and install a city water line @60PSI (nominal) to the solenoid valve on the chemical distribution system for the Washer.

Electric - The Customer's Electrician is responsible for:

- The Customer's Electrician is to provide and install single phase power from the (24 or 110 VAC as determined at time of order) from the Customer's Controller system to the liquid solenoid valve for the brush spray bars. If required, the motor starter coil for the hydraulic power pack feeding the brush, and any pump motor for the chemical distribution system.

Compressed Air - The Customer's Plumber is responsible for:

- The Customer's Plumber is to provide and install compressed air line from the Air Compressor to the Air Distribution Manifold.



Technical Disclaimer

Although building codes have been considered in developing all drawings, verification of site-specific conditions and compliance with federal, state, and local building codes, it is the exclusive responsibility of the customer and/or architect and engineer to verify compliance.

SAFETY WEAR REQUIRED FOR INSTALLATION

⚠ WARNING: Make sure to follow Local and State Safety Wear Required Regulations to ensure the safety of all personnel. Failure to follow Safety Regulations may result in personal injury, death and/or dismemberment.

TOOLS REQUIRED FOR INSTALLATION

Tools		Tools	
Not Included		Not Included	
7/16" Wrench		5/8" Wrench	
3/4" Wrench		3/16" Allen Wrench	
3/4" Hole Saw Bimetal		1/2" Chuck Drill Driver	
9/16" (Recommended) or 1/2" Drill Bit		6" Clamp	
Blue Thread Locker		PTFE Tape	

INSTALLATION AND REPLACEMENT PARTS

The following parts are included with shipment:

Part #	Description	Quantity
20012465	Dosatron Panel, Sheet Metal Wall Mount	1
20014191	Dosatron Panel, Air Manifold Anodize Red	1
20014192	Dosatron Panel, Water Manifold Anodize Blue	1
10011433	Rubber Grommet, 1 1/2 ID, 2 3/8 OD	3
10011434	Rubber Grommet, 1 ID, 1 3/4 OD	6
20012464	Chemical Concierge, Pump Mount Weldment	3
10002016	Nipple, Brass Hex Pipe 3/4in	12
10003977	Ball Valve, 9334 Bronze 3/4in FPT	6
10011243	Adapter, 3/4 PEX x 3/4 MNPT Straight	12
10000594	Plug, Brass Hex Head 1/4in MPT	9
10011478	Adapter, Swivel 1/4-18 MPT X 1/4-18 FPT	9
10010526	Plug, PVC80 1 1/2" MPT	2
10011514	Disconnect Clip, 3/4in Push to Connect	1

PART CONFIGURATION OPTIONS

Chemical Solenoid Options	
Part #	Description
20012568	Chemical Solenoid 24VAC DIN Sub-Assy
20012569	Chemical Solenoid 24VAC CON Sub-Assy
20012570	Chemical Solenoid 110VAC DIN Sub-Assy
20012571	Chemical Solenoid 110VAC CON Sub-Assy
20012572	Dual Chemical Solenoids 24VAC DIN
20012573	Dual Chemical Solenoids 24VAC CON
20012574	Dual Chemical Solenoids 110VAC DIN
20012575	Dual Chemical Solenoids 110VAC CON

Air Solenoid Options	
Part #	Description
20012576	Air Solenoid 24VAC DIN Sub-Assy
20012577	Air Solenoid 24VAC CON Sub-Assy
20012578	Air Solenoid 110VAC DIN Sub-Assy
20012579	Air Solenoid 110VAC CON Sub-Assy
20012607	Dual Air Solenoid 24VAC DIN Sub-Assy
20012608	Dual Air Solenoid 24VAC CON Sub-Assy
20012609	Dual Air Solenoid 110VAC DIN Sub-Assy
20012610	Dual Air Solenoid 110VAC CON Sub-Assy

PART CONFIGURATION OPTIONS


Pump Options	
Part #	Description
10008757	Dosatron, 14GPM D14MZ10-D 100:1-10:1
10008271	Dosatron, 14GPM D14MZ2-D 500:1-50:1
10008365	Dosatron, 11GPM D25RE1500-D 1500:1-500:1
Booster Pump "Optional"	
Part #	Description
10011229	Goulds, Hydrovar 53 GPM Pump, 3HP 3PH



CONFIGURATION OPTIONS


This is just as a reference of a full Chemical Concierge Assembly and different configuration options. Refer to page 3 for part specification options.

- [1] ¼" Swivel fittings to mount air solenoids and ¼" plugs for air manifold for remaining holes
- [2] Side 1½" plug for air manifold
- [3] Air solenoid sub-assembly
- [4] Dual air solenoid sub-assembly
- [5] Dual chemical solenoid sub-assembly
- [6] Chemical solenoid sub-assembly
- [7] ¾" Water tubing
- [8] Water ball valve and pressure regulator with gauge
- [9] Dosatron pump




MOUNT PUMP TO WATER MANIFOLD ASSEMBLY

[1] Insert the clip to the tubing and press against the adapter to disconnect the elbow end from the tubing sub-assembly as shown. [2] Using PTFE tape, screw and tighten the elbow to the pump at the input side (follow the pump arrow), making sure the tubing adapter is facing down parallel to the pump as shown. [3] Mount the pump with the elbow/adapter back to the tubing sub-assembly as shown. [4] Snap the pump into the plastic bracket to mount it to the weldment as shown. [5] Secure the pump with the Velcro strap as shown. [6] Close the ball valves that will not be in use. [7] Adjust the pressure to a recommended 60PSI.



AIR MANIFOLD ASSEMBLY

[1] Use PTFE tape in all the swivel Adapter and plugs as shown. [2] The side plug and the main air line connector can be switch to either Right/Left side of the air manifold depending on your main air supply input configuration. [3] Using PTFE tape, mount the single air solenoid sub-assembly to the air manifold top swivel adapters as shown. [4] Using PTFE tape, mount the dual air solenoid sub-assembly to the air manifold front swivel adapters as shown.



Sonny's CarWash College

Master Your Own Trade

Comprehensive training to plan, manage, maintain, and grow your business!



Hands-On Training

- State-of-the-art equipment labs and collaborative learning environments located in Tamarac, FL and Phoenix, AZ. Gain hands-on experience that is transferable to your wash.



Real Certifications

- Real training with real testing and certification ensures your staff will gain the necessary skills to make a positive impact that drives savings.



Real CarWash Experts

- Our Instructors have washed over 100 million cars and combined have owned, operated, or managed over 200 car wash locations.



Comprehensive Training Materials

- Participants leave with complete documentation of every procedure, technique, and skill they learn— a lifetime worth of car washing experience.

Scan QR Code



CUSTOMER SERVICE & TECHNICAL SUPPORT

Need more help?

For questions regarding **installation, operational issues, settings, or servicing of this equipment** please contact **Sonny's Tech Support at extension 234** or email at Sonnys-Support@SonnysDirect.com.

To order **replacement parts**, contact **Customer Service at ext. 200**, email us at CustomerService@SonnysDirect.com or visit us on the web at www.SonnysDirect.com.

Toll Free Main Line	800-327-8723	Office: Monday – Friday 8:00 AM – 5:30 PM ET
Fax Number	800-495-4049	
Local Number	954-720-4100	
Customer Service	Option 3	Customer Service: Monday – Friday 8 AM – 8 PM ET
Parts	Option 3	
Equipment Sales	Option 4	
Technical Support	Option 5	

SONNY'S ENTERPRISES INC.
5605 Hiatus Road
TAMARAC, FLORIDA 33321

Thank you for being a Sonny's car wash equipment owner!

From all of us here at



Designed here. Built here. Backed here.™

FREQUENTLY ASKED QUESTIONS



Get answers to the most **frequently asked questions (FAQs)** regarding car wash equipment, improving your operations, attracting customers, investing in a car wash, managing risk at your car wash, instructional videos, and much, much more.



SonnysDirect.com

(under Support tab)



WARRANTY



Register Your Warranty Online: SonnysDirect.com (Support tab)



Scan QR Code

SONNY'S ENTERPRISES, LLC. FACTORY LIMITED LIFETIME WARRANTY

Equipment manufactured by SONNY'S ENTERPRISES LLC is warranted to be free from defect in material and workmanship. Welded metal framework and other non-moving, non-wearable fabricated metal components manufactured by Sonny's are warranted for the life of the equipment to the original purchaser. Fabricated metal wearable surface and moving components manufactured by Sonny's are warranted for a period of one (1) year to the original purchaser of the equipment.

All components assembled to Sonny's equipment that are manufactured by others are warranted by the appropriate manufacturer and subject to that manufacturer's limited warranty. Contact Sonny's for the specific information on other component manufacturer's warranty terms. All new cloth shipped with new Sonny's equipment is warranted for a period of one (1) year or 80,000, whichever occurs first.

This warranty is not assignable or transferable. The warranty period begins the first day following installation or 30 days from the original invoice date, whichever occurs first. The Seller's liability shall be limited to repair or replacement of materials found to be defective within the warranty period. In the event of repair or replacement this limited warranty is noncumulative. The Purchaser must supply the Seller with immediate written notice when any defects are found. The Seller shall have the option of requiring the return of defective material to establish the Purchaser's claim. Neither labor nor transportation charges are included in this warranty. Transportation damage claims are to be submitted to the carrier of the damaged materials.

This warranty is based upon the Purchaser's reasonable care and maintenance of the warranted equipment. It does not apply to any equipment which has been subject to misuse, including neglect, accident or exposure to harsh chemicals or chemicals that react violently with water, organic acids (e.g., acetic acid), inorganic acids (e.g., hydrofluoric acid), oxidizing agents (e.g., peroxides), and metals (e.g., aluminum). Chemicals corrosive to aluminum alloys, carbon steel, and other metals. Nor does it apply to any equipment which has been repaired or altered by anyone not so authorized by Sonny's. Further, the equipment must be properly installed with proper accuracy of all specified plumbing, electrical, and mechanical requirements. This warranty does not apply to normal wear and tear or routine maintenance components.

EXCEPT AS EXPRESSLY STATED HEREIN, SONNY'S SHALL NOT BE LIABLE FOR DAMAGES OF ANY KIND IN CONNECTION WITH THE PURCHASE, MAINTENANCE, OR USE OF THIS EQUIPMENT INCLUDING LOSS OF PROFITS AND ALL CLAIMS FOR CONSEQUENTIAL DAMAGES. THE LIMITED WARRANTY EXPRESSED HEREIN IS IN LIEU OF ALL OTHER WARRANTIES EXPRESSED OR IMPLIED. SONNY'S NEITHER ASSUMES NOR AUTHORIZES ANY PERSON TO ASSUME FOR IT ANY OTHER OBLIGATION OR LIABILITY IN CONNECTION HEREWITH.

YOUR BUSINESS IS IMPORTANT TO US



After

YOU'RE OPERATING

Go-Direct Assurance

After You're Opened

Go-Direct with Sonny's and get expert advice with the largest supplier of conveyORIZED equipment, parts, and supplies in the U.S. standing behind you 24 hours a day, 7 days a week.

We have experienced operators available 24/7!

Sonny's posts the cell phone numbers of experienced operators at our company, on-line. They are on-call 24/7 to help guide you through any emergency that happens at your car wash.

We have a 24/7 Emergency Replacement Parts Program!

Sonny's inventories consist of over 12,000 car wash products including nearly every replaceable item for our equipment, ready for same day shipment.


We have an equipment swap program!



If a vital Sonny's manufactured component at your wash fails, or you believe it may fail, we will ship you a replacement. Simply put yours in the crate you receive and send it back for diagnostics and repair. If it is still under warranty the repair is **FREE**.

SonnysDirect.com

Thank you for your business, we are here for you!

ONLINE PRODUCT MANUALS & TECH BULLETINS



Scan QR Code Product Manuals	Scan QR Code Technical Bulletins
	
Backroom Support Equipment	Central Vacuums
Central Vacuum Systems and Components	Friction Washing Components
Chemical Applicators and Components	Pre-Wash
Controls	Control Release Notes
Conveyors and Components	
Drying Components	
Electronic Components	
Friction Wash	
High Pressure Systems	
Pre-Wash	
Signage	

FREE NEWSLETTERS AND ALERTS

JOIN THE FAMILY
SIGN UP to get exclusive content.




Scan QR Code

Select the Publication You Need to Support the Growth of Your Business




- Tunnel Equipment:** Latest tips to get more customers, reduce operating expenses, and improve customer satisfaction.
- Parts & Supplies:** Get Special Offers on car wash parts and supplies. Industry leading delivery times and the largest inventory in the world!
- Maintenance & Repair:** Receive CarWash College's latest tips to run a more profitable wash.
- Technology, Controls, & Point-of-Sale:** Learn the latest tips and tricks to leverage technology to increase profits and reduce costs.
- Car Wash Marketing:** Ideas to capture, upsell and retain your unfair share of customers both onsite and online. Marketing and signage tips to increase membership and average tickets, decrease churn and improve loyalty.
- Car Wash Chemistry:** Information to help you deliver a clean, dry, and shiny car every time at a cost that makes sense.
- Detailing:** Deals on everything you need to run your professional, and express detailing center.
- Do's & Don'ts:** Tips and Tweaks to keep your Sonny's Equipment at peak performance.
- Water Treatment:** Tactics to optimize every drop of water to reduce utility costs and elevate the cleaning process.

FREE CAR WASH CATALOGS & BOOKS



EMERGENCY CONTACTS

Scan QR Code

Emergency
CarWash Equipment
Tunnel Equipment
CarWash Parts & Supplies
CarWash Controls
CarWash College
CarWash Chemistry
CarWash Signage
Corporate
New Investors

UNLIMITED WASH CLUB

With your **OneWash™** membership, you'll have unlimited access to the industry's only complete suite of car wash business solutions with benefits.

Scan QR Code



Join Sonny's
OneWash ✓
and Save



Consulting

Expert guidance to help you go from breaking ground to ground-breaking performance.



College

Comprehensive hands-on training to plan, manage, maintain and grow your business.



Equipment

Trusted leadership from the world's largest manufacturer of conveyORIZED car wash equipment.



Services

Local installation, service and support to build and operate your business.



Vacuums

The industry's best-selling central vacuum with professional grade durability to maximize uptime.



Controls

Complete business management technology to deliver efficiency and profitability across your locations.



Marketing

Marketing consultation, design and campaign management to attract, upsell and retain customers onsite and online.



Signage

Custom branded signage and lighting to create a value proposition and on-site experience that dominates.



Chemistry

The most convenient and accurate way to deliver a clean, dry and shiny car.



Backroom

Integrated backroom systems designed to consistently achieve superior performance.



Water

Revolutionary treatment to elevate water quality and reduce waste.



Parts

12,000 parts in stock for immediate delivery to support your business with inventory for every OEM.

Learn More at:
www.SonnysDirect.com/onewash

GROW YOUR BUSINESS



Why Choose Car Wash Buildings' Pre-Manufactured Car Wash?

Car Wash Buildings' complete package is designed to provide you with a world-class express exterior car wash structure that dazzles your customers and eclipses your competition without the high cost and lead times associated with traditional building construction.

Unique Light Wall

Forget the signs that drivers are mentally trained to ignore, now you can turn your entire building into a 24/7 marketing tool that draws in passing traffic. The light wall is visible through the glass walls and can be programmed for different color schemes to match your branding, or even seasonal advertising. Imagine turning your car wash green and red for Christmas, or red, white and blue for the 4th of July – even pink in October for breast cancer awareness month!

Your entire order should be available within **8-12 weeks** after you give us authorization to begin production.



Designed here. Built here. Backed here.™

