



Our Central Vacuum Systems will never Let You Down



Problem:

You need to provide your customers with convenient, powerful vacuum stations through a centralized system that is reliable and easy to maintain.

Solved:

SONNY'S Central Vacuum Systems come in all different sizes from 7.5HP up to 25HP and can support up to 10 drops on one single system. Our vacuum systems are completely built in-house and all impellers are high-speed balanced for total quality control. We never want you to be down, so in the rare event that something should go wrong with your central vacuum turbine, SONNYS offers the only turbine swap program in the industry to keep you running while yours is being serviced.

Quiet and Efficient

- Turbine aluminum casting 1/2in thick for strength, and heat displacement
- Heavy-duty cast iron motor TEFC 208V / 230V / 460V
- 2-year warranty on high-efficiency motor
- Turbine impeller-rotating assembly – supported by (2) precision 4-bolt SealMaster® flanged bearings with zircon fittings for lubrication
- Backward curve impeller design for greater efficiency
- Vacuum separator – 12-gauge steel
- Automotive-type paint finish inside & out
- Polypropylene, corrosion-resistant, 11gal waste bucket
- High-altitude units available on request



4in connection points inlet / outlet for vacuum separator.



Exclusive double latching door provides positive seal for improved performance.



Included coupler guard provides effective safety barrier that is quick to remove when necessary.



Backward curve impeller design for greater efficiency.

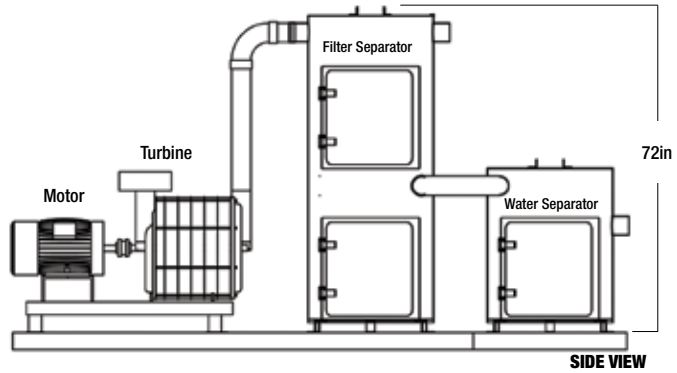
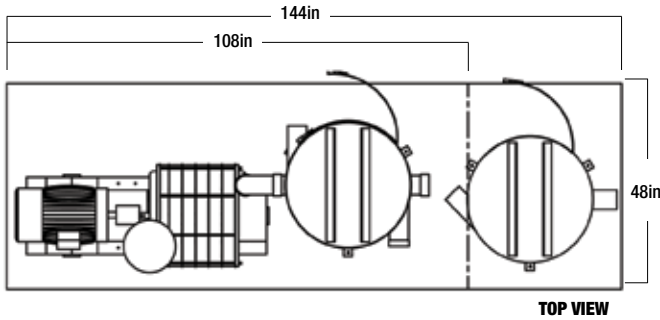


Polypropylene, corrosion-resistant, 11gal waste bucket.



New and improved composite metal bag holder

For in-depth information about this product, watch video at www.sonnysdirect.com



Central Vacuum Turbine and Motor

Item #	Description	HP	Drops	#Stages	Weight	ICFMC	HG	Price
20003602	Vac, 10HP Turbine & Motor Set up No Tank	10	2-4	3	494lbs	435	4in	\$3630.00
20003613	Vac, 15HP Turbine & Motor Set up No Tank	15	4-6	4	626lbs	550	5-1/2in	\$4038.00
20003630	Vac, 20HP Turbine & Motor Set up No Tank	20	6-8	5	705lbs	625	6in	\$5017.36
20003646	Vac, 25HP Turbine & Motor Set up No Tank	25	10-12	5	706lbs	750	6-1/2in	\$5241.40

NOTE: When ordering dual turbine, Order (2) turbines and motor configurations of the same HP. Only one separator is needed for dual configuration.

On a dual configuration, order (2) 4in swing check valves (#10006225) for complete plumbing connection to the single separator.

Specifications

	Footprint	Height	Inlet	Outlet	Weight
Filter Separator	42in x 52in	76in	(2) at 4in OD	(2) at 4in OD	328lb
Water Separator	42in x 52in	52in	(2) at 4in OD	(2) at 4in OD	200lb
Turbine Pedestal	57in L X 25in W	42in	-	-	-
Lift Kit	62in L X 22in W	15in	-	-	154lb

Vacuum Filter Separator

Designed to collect all dirt and debris from the vacuum manifolds into an 11gal debris tank on the bottom half. On the top half, air goes through 10 three micron filter bags, allowing for the cleanest air to go through your vacuum turbine.



20004667

** A single separator can support a maximum of (2) 20HP turbines and motors.*

Central Vacuum Accessories

Item #	Description	Price
20004667*	Vacuum Separator w/10 Filter Bags	\$2597.00
20004374	Tank Water Separator SS	\$3888.32
20005494	Vacuum, Central Base Lift Kit	\$515.00
20005493	Vacuum Turbine Silencer Muffler 4in O.D.	\$270.26
20004942	Vacuum Turbine Cast Exhaust Hood 4.36in	\$42.75

Optional Silencer



20005493

For quiet operation of your SONNY'S vacuum system. Silencer's 4in outside diameter allows for an easy attachment to the exhaust of your turbine using a no hub coupler. The exhaust hood prevents rain from getting into exhaust muffler and turbine.

Optional Water Separation Tank



It's like buying insurance for your central vacuum system. Ideal for snow or other wet conditions and underground piping. Keeps filter in driest condition and prevents bags from clogging.

20004374

Optional Turbine Lift Kit



20005494
(pedestal only)

The Lift Kit raises the motor and turbine pedestal an additional 15in off the ground, ideal for areas with high water or snow.



Beautiful and Easy to Maintain, Makes It Easier to Attract Customers

Problem:

You need to provide Free Vaccums to your customers with vacuum stations that allow for multiple vehicles.

Solved:

SONNY'S Vacuum Canopy is the perfect solution to all your vacuuming needs. It's simple design allows for easy installation and maintenance. Customers will have easy access to your vacuum stations and will be sheltered from harsh elements. The boom design keeps hoses securely off the ground providing better access to both sides of the vehicle and reducing wear and tear.




Vacuum booms with dual drops *without* canopies



Vacuum booms with dual drops with canopies

Configuring Your Vacuum System Canopies Is As Easy As 1, 2, 3

FIRST: Select The Number of Booms



Description	Price
Vacuum Canopy Boom	\$1,824.82

Material ID: VACUUM_BOOM



Protect & beautify your equipment with optional powder coating. **Call for pricing.**

SECOND: Select Your Vacuum Drop Kits



Crevice Tool

Express Claw

Description	Crevice Tool	Express Claw
Single Vacuum Drop Kit Includes: (1) inlet valve (1) hose valves (1) cuff (1) swivel cuff (1) tool & holster selected	\$92.25	\$115.80
Dual Vacuum Drop Kit Includes: (1) double Y adapter (2) inlet valves (2) hose valves (2) cuffs (2) swivel cuffs (2) tools & holsters selected	\$347.83	\$394.93
1 1/2in Vacuum Hose (Box) Requires 1 Box of hose for every 3 drops	\$31.22	

*Customize your perfect vacuum drop. Whether you want both a crevice and express claw tool on a dual drop or prefer a different inlet option, simply specify when ordering.

THIRD: Select Your Attachments



Cyclone Trash Collector

Trash Receptacle

Description	Price
Vacuum, Trash Collector Cyclone	\$448.99
Trash Receptacle with Removable Tank and Mounting Bracket	\$277.48
Canopy, Vacuum Boom Fabric	CALL*

*Pricing dependent upon positioning of vacuum booms

CANOPY FABRIC COLORS

Designed to "breathe," our fabric allows cooling breezes to flow through, significantly reducing temperatures. Design specifically for use in tension fabric structures.




Simple Design For Easy Installation and Maintenance



1 Slotted holes on top beam design, allow angles to be adjusted for different configurations.



2 Vacuum hose easily attaches and detaches to booms using inlet vacuum with hose to valve adapter



3 The holster mounted to the post provides an air tight connection, reducing energy consumption and eliminating unnecessary air draw. This allows the crevice claw to always be "at the ready" for the customer.



4 Canopies quickly attach and detach for ease of installation and maintenance.



Extend Hose & Nozzle Life

Problem:

You need to reduce maintenance intervals for free-vacuum stations and make this value added service more prominent on the property.

Solved:

SONNY'S VAC2100 Vacuum boom system prevents the vacuum hose from being dropped onto the ground or having to be dragged over or through a vehicle to get to the other side – extending hose and nozzle life and ensuring stations are ready to satisfy customers.



VAC2100 Boom shown with optional Cyclone Separator, Trash Receptacle, Hose, Cuffs, and Claws sold separately

VAC2100 Boom Specifications

	Inches	Metric
Post Height	131in	3.32m
Post Dimensions	6in x 6in	0.15m x 0.15m
Base Plate	12in x 16in	0.30m x 0.40m
Anchor Points	4 @ 1/2in	4 @ 12.7mm

Description	Price
VAC2011 Bottom Feed Vacuum Post and Boom Only	\$1,350.00

Includes:

- VAC2100 Boom
- Powder Coating

Requires: (see page 172)

- 1 1/2 or 2in Hose & Cuffs
- Crevice or claw attachment with hanger

Optional:

- Trash receptacle, bracket, and liner
- Cyclone Point-of-Use Separator



Protect & beautify your equipment with optional powder coating. **Call for pricing.**

Add Point-of-Use Separator



See Page 169

Add Trash Receptacle



See Page 169

Add Hose, Cuffs, and Claws See Page 172





Clean Vacuum Areas Make For Repeat Customers



Problem:

You need to provide your customers an inviting self-service vacuum area that's easy to maintain and speeds users through so it's ready to serve the next customer.

Solved:

SONNY'S VAC1100 Vacuum Post System keeps everything organized. Our Cyclone (POU) Point-of-Use Separator and waste receptacle easily mounts to the post and the available boom attachments make it easy for users to finish fast, so the next satisfied customer can take their place.

VAC1100 Post Specifications

	Inches	Metric
Post Height	72in	1.82m
Post Dimensions	6in x 6in	152mm x 152mm
Base Plate	12in x 16in	305mm x 406mm
Anchor Points	4 @ 1/2in	4 @ 12.7mm

Includes:

- VAC1100 Post

Requires: (see page 172)

- 1 1/2 or 2in Hose & Cuffs
- Crevice or claw attachment with hanger

Optional:

- Trash receptacle, bracket, and liner
- Cyclone Point-of-Use Separator
- Powder coating

Item #	Description	Price
20005085	Post, Vacuum Top Feed	\$460.00
20004909	Post, Vacuum Bottom Feed	\$446.25



Protect & beautify your equipment with optional powder coating. Call for pricing.

Retrofit Your Existing VAC1100 Post with a Boom Attachment



BEFORE AFTER

Includes:

- Boom Attachment
- Hardware to attach to existing VAC1100 Post
- Powder Coating

Requires: (see page 172)

- 1-1/2 or 2in Hose & Cuffs
- Crevice or claw attachment with hanger

Optional:

- Trash receptacle, bracket, and liner
- Cyclone Point-of-Use Separator

- Attaches to an existing VAC1100 bottom feed post



Protect & beautify your equipment with optional powder coating. Call for pricing.

Item #	Description	Price
20010685	Vacuum, Boom Attachment for VAC1100	\$749.00



Space Saver

Problem:

You don't have space to place a central vacuum system and need to provide your customers with an easy and accessible way to vacuum their vehicles.

Solved:

SONNY'S self-serve point of use stainless steel vacuum can be used in either free or token-operated applications. It features an extra post that can hold a trash barrel and a 180-degree swivel vacuum boom that's mounted to a post. The boom prevents the vacuum hose from being dropped onto the ground or having to be dragged over or through a vehicle to get to the other side. With great customer appeal in mind, the boom allows for the vacuum to be off the ground and sit in a holder keeping it cleaner and more appealing to use. It is the ideal system to put in areas where an operator cannot place a central vacuum system.

Post/Boom Specifications

	Inches	Metric
Total Height	120in	3.04m
Vehicle Clearance	90in	2.28m
Base Plate	12in x 12in	305mm x 305mm
Anchor Points	8 @ 1/2in	8 @ 12.7mm

Vacuum Specifications

Motors	(2) 1 1/2HP
Voltage	120V
AMP	Requires a 20AMP service
Anchor Points	(4) @ 3/8in
- Vacuum operates with included push button start and timer. - Two service doors allow access to (2) filter bags and easy cleanup compartment.	

Hose Feed Diameters

- From Vacuum Express Claw to boom inlet 1-1/2in Diameter
- From boom swivel to vacuum inlet 2in Diameter (Hose runs inside post)

Includes:

- Stainless steel vacuum

Requires:

- 1 1/2 or 2in Hose & Cuffs
- Crevice or claw attachment with hanger

Optional:

- Trash receptacle, bracket, and liner
- 180° Boom
- Powder coating

Item #	Description	Price
20006347	SONNY'S Vacuum & 180° Boom Complete	\$2095.00



Protect & beautify your equipment with optional powder coating. **Call for pricing.**

Complete Your Order With Hose, Cuffs, And Claws To Meet Your Specific Requirements!

See Page 163



No More Clogs



40011245

SONNY'S Cyclone Point-of-Use Trash Separator™ creates a cyclonic effect which forces larger debris to the bottom of the separator, preventing clogged lines and easily attaches to our VAC1100 posts or Vacuum Canopy system with included mounting hardware.



Mounting hardware included



Bag Catcher Included



Post sold separately

Cyclone Separator™

Specifications

- Height: 27-1/2in
- Diameter: 15in
- Inlet: 2in FPT
- Outlets: (2) 2in FPT
- Capacity: 10gallons

Benefits

- Easy to clean debris screen
- Bag Catcher prevents plastic bags from clogging screen funnel
- Retrofittable
- 3-latches for easy cleaning of debris bucket
- Mounting hardware included

Trash Receptacle



Funnel for cyclone effect with large debris screen.



3-latches for easy access to debris bucket.



Dual outlets allow you to service two vacuum drops. Mounting brackets for retrofitting to your existing posts.



10006301



40001518

40001508

- Removable plastic liner speeds maintenance
- Bracket easily mounts trash receptacle to VAC1100 post or Canopy post
- Optional trash receptacle bracket with security lock permits easy cleaning while preventing theft.

Item #	Description	Price
40011245	Vacuum, Trash Collector Cyclone	\$448.99
40001518	Receptacle H9N Black 15in Dia x 30in H	\$160.09
10006301	Tank TC1427AA 16-Gal Round 14" D x 27" H	\$63.00
40001508	Post/ Wall Mounting Bracket for H1 & H9N	\$54.39
40011475	Drainvac, Cyclone Bag Catcher	\$14.95



Supporting Your Success

From Start to Finish

Designing your vacuum system is about more than just the equipment. You'll be designing a system that reduces energy consumption for cost savings, processes cars faster for improved customer satisfaction & loyalty, and reduces maintenance intervals to keep vacuum stations clean and inviting for the next customer to use – with minimal labor.

Processing a huge volume of cars is a great problem to have, but the real challenge is simultaneously providing customers an inviting self-service vacuum area that doesn't require a lot of staff, or effort, to keep ready to serve the next customer. It all starts with Sonny's free cad design services. This group of engineers produces more site specific drawings than any other manufacturer in the world and has draws upon decades of experience in car wash site design. Give us a call at 800-327-8723 and one of our engineers can help you layout the best system to provide your customers with convenient powerful vacuum stations that are reliable and easy to maintain.

*These vacuum canopy configurations represent only a sampling of many different configurations based on site layout, wash format, and tunnel length.

Express 60ft*

Property Area:
26,000 sq. ft.



Full Serve 100ft*

Property Area:
36,000 sq. ft.



Flex Serve 80ft *

Property Area:
36,685 sq. ft.





1-1/2in Plastic Crevice Tool

20002098



10001546



Item #	Description	Price
20002098	Crevice Tool Holster with SS Bracket	\$41.95
10001546	Vacuum Crevice Tool 1-1/2in O.D. Orange	\$2.50

Heavy Duty Plastic Connector Cuffs



- Threads on end of commercial vacuum hoses to provide easy attachment
- For use on 1-1/2in vacuum hose



10001042 (Regular)



10001984 (Swivel)

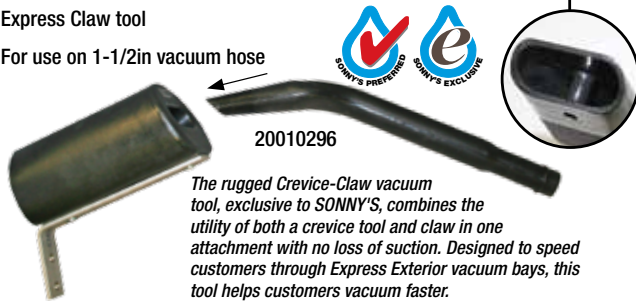
Item #	Description	Color	Price
10001042	Vac Cuff Regular 1-1/2in Gray VC150R	Gray	\$1.42
10001984	Vac Cuff Swivel 1-1/2in Gray VC150S	Gray	\$2.52

Express Claw Assembly

Complete express claw assembly includes:

- Holster with mounting bracket
- Express Claw tool
- For use on 1-1/2in vacuum hose

Center reinforcement at opening of crevice-claw vacuum tool, prevents larger objects from being suctioned and clogging the vacuum system.



20010296

The rugged Crevice-Claw vacuum tool, exclusive to SONNY'S, combines the utility of both a crevice tool and claw in one attachment with no loss of suction. Designed to speed customers through Express Exterior vacuum bays, this tool helps customers vacuum faster.

Item #	Description	Price
20010296	Vacuum Express Claw w/Bracket & Holster	\$67.49
20006846	Vacuum Express Holster with Bracket Only	\$46.00
20001658	Vacuum Express Nozzle Claw 1-1/2in O.D.	\$22.00

1-1/2in Crush Resistant Heavy Duty Vacuum Hose

Used from boom to express claw or crevice tool.

Item #	Description	Color	Price
40010828	Hose, Vacuum 1.5in x 45ft Brown Flx-Plus	Brown	\$31.22
40010832	Hose, Vacuum 1.5in x 45ft Black Flx-Plus	Black	\$31.22
40010829	Hose, Vacuum 1.5in x 45ft Blue Flx-Plus	Blue	\$31.22
40010830	Hose, Vacuum 1.5in x 45ft Gray Flx-Plus	Grey	\$31.22
40010831	Hose, Vacuum 1.5in x 45ft Red Flx-Plus	Red	\$31.22
10006481	Hose, Vacuum 1.5in x 45ft Yell. Flx-Plus	Yellow	\$69.53

Hose Barb Adapters

- Schedule 40 PVC
- 1 1/2in Barb "cost savings" used from boom to claw, eliminates valve adapter
- 2in Barb used on trash collector



10002626



10001908

Item #	Description	Price
10002626	Adapter 1436-251 1-1/2in Barb x 2in MPT	\$4.39
10001908	Adapter 1436-020 2in Barb x 2in MPT	\$2.84

Double Y Adapter

- Aluminum "Y" allows you to run two hose assemblies from a single drop
- Ideal for Express Claw and Crevice Tool combo



Item #	Description	Price
10009649	Double Y 45° 2in FPT x 2in MPT	\$135.00