



# SONNY'S 60TB-EDT

Exterior Detail Hybrid Tunnel System



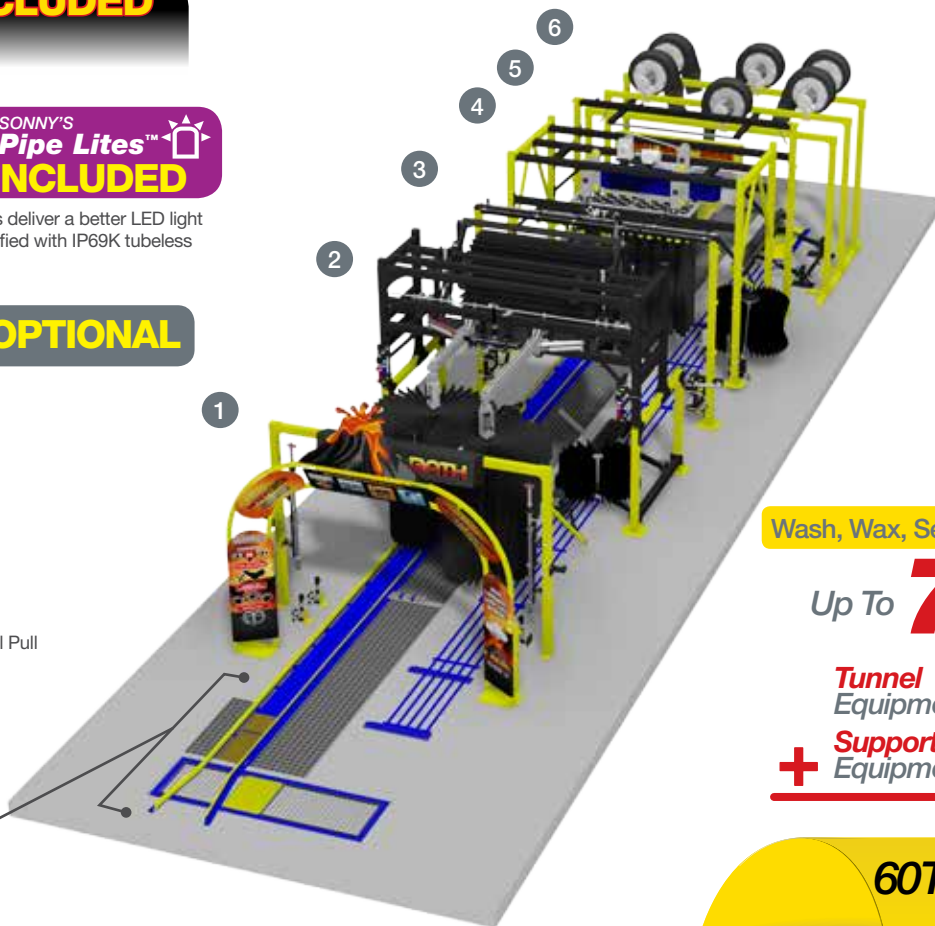
SONNY'S Exclusive Pipe Lites deliver a better LED light show. ETL tested and UL certified with IP69K tubeless design for superior reliability..

Additional Support Equipment **OPTIONAL**

- Vacuum Systems
- Point of Sale
- Pay Stations
- Tunnel Controller
- Water Management
- Signage

#### Over-Under Conveyor

- 60 foot Painted Front Wheel Pull
- Air Take-Up
- Hydraulic Drive
- SC78 Chain
- Direct-Connect Rollers
- 8ft x 25in Correlator
- Banana Peel Guide Rails
- Fiberglass Grating
- Kickoff Plate
- Tracking Bars



Wash, Wax, Seal, Tire Shine, & Dry

Up To **70 Cars**  
Per Hour!

Tunnel Equipment: **\$205,270**

+ Support Equipment: **\$88,530**

60TB-EDT Quote\*



**\$293,800**



For complete information on SONNY'S Car Wash Equipment visit us at:

[www.SonnysDirect.com](http://www.SonnysDirect.com)

or Contact Us at 800-327-8723

© 2017 SONNY'S Enterprises, LLC. All prices & availability subject to change without notice.




The Tunnel Experts™

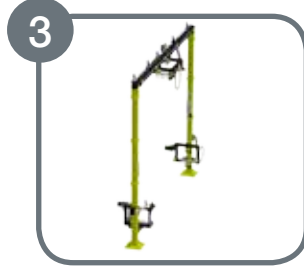
# SONNY'S 60TB-EDT External Detail Hybrid Tunnel System



**1**  
**GE Arch & Pre-Soak Applicators**  
 ✨ 2-Orange / 2-Red  
 Grand Entrance Arch with Die-cut Graphic Panels. ShowerHead CTAs. DoublePalooza Foaming Applicator Arch with Pivoting Foaming Pre-Soak Attachments.



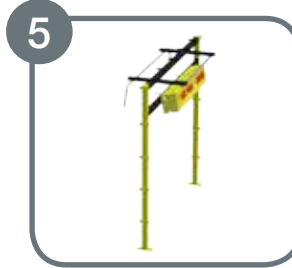
**2**  
**DCW Top Brush Combo**  
 ✨ 1-Multi-Color / 1 Yellow  
 Electric Dual CounterWeight TopBrush with NeoGlide Hush. Attached Hydraulic Straight Entrance Wraps with Neoglide Hush, Hydraulic Poodle Plus with SFTBG 18 NeoGlide Rocker Brushes. TotalShine ShowerHead Applicator. Triple ShowerHead Foam Applicators.




**3**  
**OMNI 352 Wash Arch**  
 Hydraulic OMNI 352 Wash Arch.



**4**  
**SFM807 Mitter Combo**  
 ✨ 1 Purple / 1 Green / 1 Blue  
 SFM807 Mitter with MicroClean. Attached Hydraulic SFB28 Inch Sidewashers with Hush NeoGlide, DoubleDrip Foam Applicator, and DoublePalooza Waterfall Rinse.



**5**  
**10-Foot RainMA DoublePalooza Combo**  
 ✨ 1 Yellow  
 10-Foot Rain Multi-Arch with 3 Rain Manifolds Plus Wings. DoublePalooza Foaming Applicator Arch for Total Body Protectant.



**6**  
**90 HP Drying System w/ TireSeal Machine**  
 ✨ 6 - Red  
 90HP 3-Arch Drying System with (1) Wet Environment Blower. Hydraulic TireSeal Machine.

## Support Equipment

### 60TB-EDT Required Support Equipment

#### Required Chemical Stations

3-Panel Chemical Concierge Dispensing System with VFD Booster Pump.

#### Required Pump Stations

(1) H-25 Dual High Pressure Pumping Station. Waterfall Pump Station.

#### Required Hydraulic Power Packs

(3) 7.5HP, (1) 5HP, and (1) 3HP Hydraulic Power Packs.

#### Required Air Compressors

(1) 7.5HP Vertical 80 Gallon Ingersoll Rand Compressor, and (1) Ingersoll Rand 25 CFM Air Dryer.

#### Required Control Systems

(1) Motor Control Center, (1) Photo Eye Entrance System, (2) Entrance Tape Switches, (1) Conveyor Pulse Kit.



Protect & beautify your equipment with optional powder coating as shown. **Call for pricing.**

## SONNY'S Paystation CarWash Entry System

SONNY'S PayStation provides you with everything needed to keep your Express Exterior wash moving quickly. Packed with rich features, It's designed to serve like an attendant.



For complete information on SONNY'S Car Wash Equipment visit us at:  
**www.SonnysDirect.com**  
 or Contact Us at **800-327-8723**

© 2017 SONNY'S Enterprises, LLC. All prices & availability subject to change without notice.



**The Tunnel Experts™**