

Sonny's POS 20.2 – What's New!

***Our 20.2 release included maintenance of the platform and work on our Beta release of the Smart Motor Control Center along with the new features below.**

POINT-OF-SALE FEATURES

Prepaid Washes

Selling Prepaid Washes (POS) – Customers now have the capability of selling prepaid washes from the point-of-sale (POS). Prepaid washes do not queue a wash, allowing for other items to be added to the transaction. At check out, a one-time use code is generated allowing customers to give their prepaid wash away or to use the purchase, at a later time.

- Customers can purchase more than one **prepaid wash** and more than one prepaid wash type per transaction. Example: The cashier can add 2 Prepaid Basic Washes and 1 Prepaid Best Wash Unlimited.

QTY	SKU	Item	Price	Total
1	5052	Basic Wash Prepaid	\$15.00	\$15.00
1	8	Good Wash Unlimited Plan	\$25.99	\$25.99
1	8	Good Wash Unlimited Plan	\$25.99	\$25.99

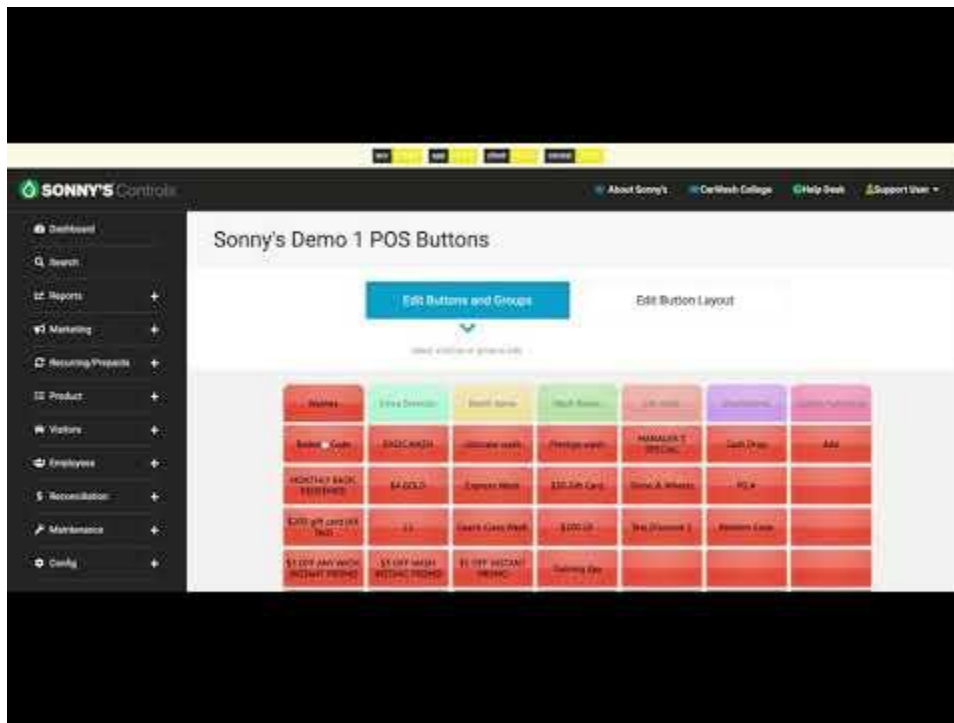
Note: The **point of sale** will only produce one code for multiple **prepaid washes**.

Ex: If **3 prepaid washes** are purchased in one transaction at the **point of sale**, only one barcode will be produced.

How to Add a Prepaid Wash to the Point of Sale

Please click the link or the image below for instructions on how to:

<https://youtu.be/PBRA8MaRXok>



BACK OFFICE FEATURES

Prepaid Wash Status Report

Prepaid Wash Status Report displays prepaid wash stats. The report will focus on what prepaid washes have been sold during a specified time frame.

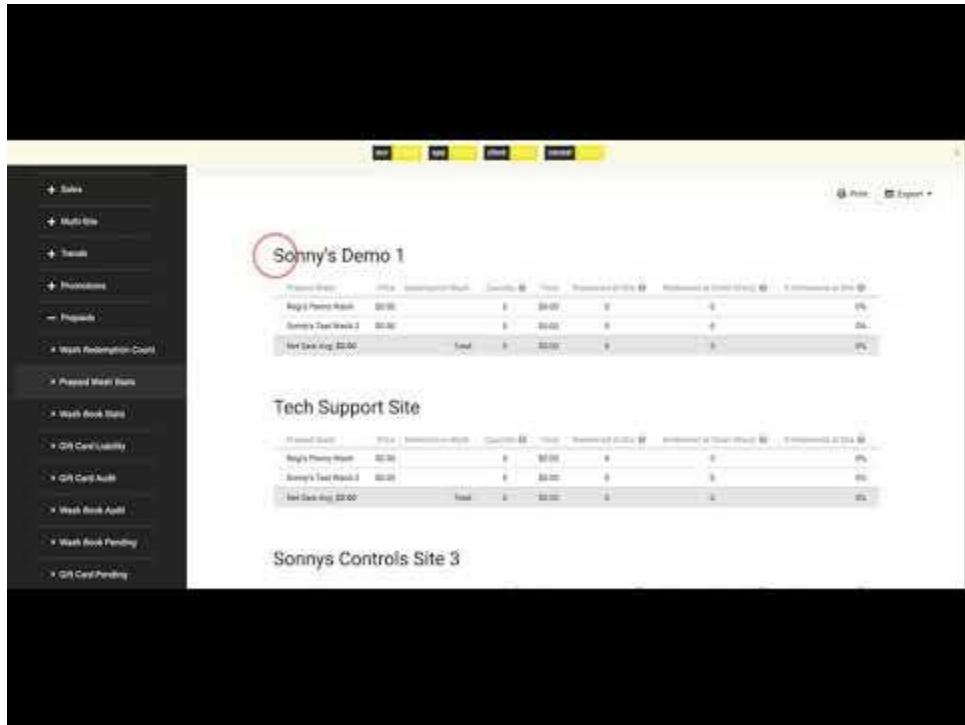
Stats tracked in the Prepaid Wash Status Report:

- Prepaid Wash - (Item Name from Prepaid)
- Price - Price of the Item (not wash)
- Redemption Wash
- QTY Sold - How many of that SKU were sold.
- Total
- Redeemed at site
- Redemptions at Other Sites
- Redeemed %

Prepaid Wash Status Report

Please click the link or the image below for instructions on how to:

<https://youtu.be/E0EigaLTqm4>

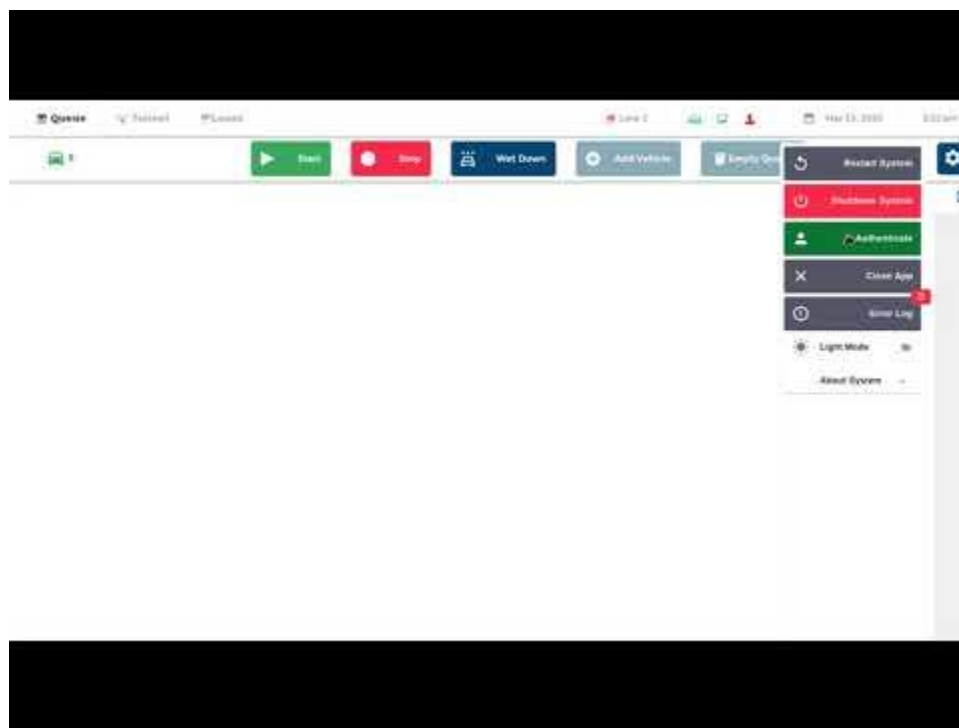


DIGITAL QUEUE FEATURES

Dark Mode for Digital Queue – Light-on-dark color scheme, also known as dark mode, is a feature that reduces eye strain and eye fatigue as well as it facilitates screen use in dark environments.

Please click the link or the image below for instructions on how to place the device into Dark mode:

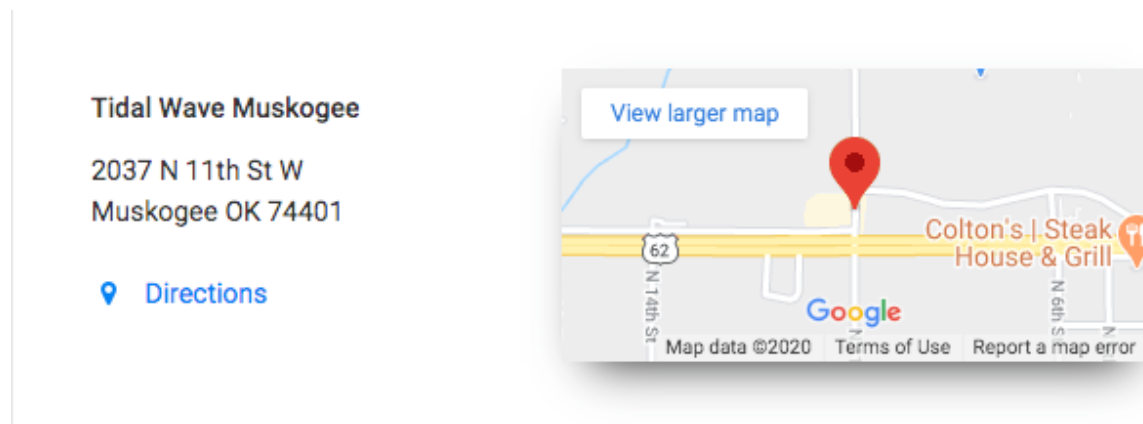
<https://youtu.be/d5wQoIVBrOE>



ECOMMERCE

Selecting Location of Wash on Receipts

Selecting Location of Wash on Receipts – Customer will now see the location of the site on their receipt, where their product is being redeemed.



Tidal Wave Muskogee

2037 N 11th St W
Muskogee OK 74401

[Directions](#)

Feature Reminders

